
Colorado River Water Conservation District
Financial Statements

December 31, 2018

Contents

2018 BOARD OF DIRECTORS	3
GENERAL BACKGROUND AND TRANSMITTAL.....	4
INDEPENDENT AUDITOR’S REPORT	13
MANAGEMENT’S DISCUSSION AND ANALYSIS	15
FINANCIAL STATEMENTS	23
STATEMENT OF NET POSITION	23
STATEMENT OF ACTIVITIES.....	24
GOVERNMENTAL FUNDS BALANCE SHEET.....	25
RECONCILIATION OF THE GOVERNMENTAL FUNDS BALANCE SHEET TO NET POSITION OF GOVERNMENTAL ACTIVITIES	26
STATEMENT OF REVENUES, EXPENDITURES AND CHANGES IN FUND BALANCES – GOVERNMENTAL	27
RECONCILIATION OF GOVERNMENTAL FUNDS STATEMENT OF REVENUES, EXPENDITURES AND CHANGES IN FUND BALANCES WITH THE STATEMENT OF ACTIVITIES.....	28
STATEMENT OF NET POSITION – PROPRIETARY FUNDS	29
STATEMENT OF REVENUES, EXPENSES AND CHANGES IN NET POSITION – PROPRIETARY FUNDS	30
STATEMENT OF CASH FLOWS – PROPRIETARY FUNDS	31
STATEMENT OF FIDUCIARY NET POSITION.....	32
NOTES TO THE BASIC FINANCIAL STATEMENTS	33
1. <i>Nature of Operations, Reporting Entity, Basis of Presentation, Measurement Flows, Basis of Accounting and Summary of Significant Accounting Policies</i>	33
2. <i>Interfund Receivables/Payables and Transfers</i>	38
3. <i>Stewardship, Compliance, and Accountability.....</i>	38
4. <i>Cash, Cash Equivalents, and Investments</i>	38
5. <i>Pension and Deferred Compensation and RHS Plans</i>	42
6. <i>Net Investment in Sales-Type Lease for the year ended December 31, 2013</i>	43
7. <i>Long-term Debt</i>	43
8. <i>Capital Assets.....</i>	44
9. <i>Commitments and Contingencies</i>	45
10. <i>Joint Ventures.....</i>	46
11. <i>Water-purchase Contracts</i>	46
12. <i>Employee Home Ownership Program.....</i>	46
REQUIRED SUPPLEMENTARY INFORMATION	47
SCHEDULE OF REVENUES, EXPENDITURES AND CHANGES IN FUND BALANCES – BUDGET AND ACTUAL (BUDGETARY BASIS) – GENERAL FUND.....	48
SUPPLEMENTARY INFORMATION	49
STATEMENT OF PROPERTY TAXES COLLECTED COMPARED TO BUDGET – GENERAL FUND.....	50
SCHEDULE OF REVENUES, EXPENDITURES AND CHANGES IN FUND BALANCE – BUDGET AND ACTUAL – CAPITAL PROJECTS FUND.....	51
STATEMENT OF REVENUES, LEASE RECEIPTS, EXPENDITURES AND CHANGES IN NET POSITION– BUDGET AND ACTUAL (BUDGETARY BASIS) COLORADO RIVER WATER PROJECTS ENTERPRISE FUND.....	52
SCHEDULE OF CHANGES IN ASSETS AND LIABILITIES - AGENCY FUND	53

**Colorado River Water Conservation District
2019 Board of Directors**

Name	Position	County
Dave Merritt	President	Garfield
Martha “Marti” Whitmore	Vice President	Ouray
Thomas M. Alvey	Director	Delta
Kathy Chandler-Henry	Director	Eagle
Mike Ritschard	Director	Grand
William S. Trampe	Director	Gunnison
Stan Whinnery	Director	Hinsdale
Steve Acquafresca	Director	Mesa
Tom Gray	Director	Moffat
Marc Catlin	Director	Montrose
John M. Ely	Director	Pitkin
Alden “Al” Vanden Brink	Director	Rio Blanco
Doug Monger	Director	Routt
Rebie Hazard	Director	Saguache
Karn Stiegelmeier	Director	Summit

Colorado River Water Conservation District General Background

GENERAL BACKGROUND AND TRANSMITTAL

A. BACKGROUND

The Colorado River Water Conservation District was created by the Colorado General Assembly in 1937. The River District boundary includes all or parts of 15 West Slope counties and encompasses all or parts of the Colorado River main-stem, Yampa, White, Green, Gunnison, Uncompahgre and Dolores River drainages within the state of Colorado.

Under the 1937 legislation, the River District included Summit, Eagle, Garfield, Mesa, Pitkin, Delta, Gunnison and Montrose Counties. In 1955, Grand, Moffat, Routt, Rio Blanco and Ouray Counties joined the District and in 1961, the portions of Hinsdale and Saguache Counties within the Colorado River Basin became a part of the River District.

Within Colorado, there are three other water conservation districts, the Southwestern Water Conservation District which was created in 1941, the Rio Grande Water Conservation District, created in 1961, and the Republican River Water Conservation District, created in 2004.

B. GENERAL POWERS AND MISSION

The River District's general powers and mission are described in its legislative charter. The legislative declaration states:

37-46-101. Legislative declaration. "In the opinion of the general assembly of the state of Colorado, the conservation of the water of the Colorado river in Colorado for storage, irrigation, mining, and manufacturing purposes and the construction of reservoirs, ditches, and works for the purpose of irrigation and reclamation of additional lands not yet irrigated, as well as to furnish a supplemental supply of water for lands now under irrigation, are of vital importance to the growth and development of the entire district and the welfare of all its inhabitants and that, to promote the health and general welfare of the state of Colorado, an appropriate agency for the conservation, use, and development of the water resources of the Colorado river and its principal tributaries should be established and given such powers as may be necessary to safeguard for Colorado, all waters to which the state of Colorado is equitably entitled under the Colorado river compact."

The statute gives the River District broad powers to carry out its declaration. These powers are described in detail in § 37-46-107 (a) and through (l). In general, the River District can appropriate water rights, litigate water matters, enter into contracts, hold real property, operate projects and perform other functions as needed to meet the present and future water needs of the District.

Mission Statement

To lead in the protection, conservation, use and development of the water resources of the Colorado River basin for the welfare of the District, and to safeguard for Colorado all waters of the Colorado River to which the state is entitled.

C. BOARD OF DIRECTORS

The District’s legislation states that the District shall be managed and controlled by a board of fifteen directors, one from each of the 15 member counties. Board members are appointed by the board of county commissioners from each county and serve three year terms. Each January five board members are up for appointment. In January 2019 those counties are Eagle, Delta, Grand, Hinsdale, and Summit Counties.

The Board elects a president and vice president and appoints a secretary (normally the General Manager) and treasurer. In 2002, the Board adopted a two term limit commencing in 2003, for its president and vice president.

The Board utilizes committees as necessary. The duties of the officers and procedures for committee meetings are further described in the District bylaws.

Regular Board meetings are held in Glenwood Springs beginning on the third Tuesday of January, April, July and October and run one or two days. For 2019 the start dates are:

January 15, 2019
April 16, 2019
July 16, 2019
October 15, 2019

The Board also holds special meetings and tours as necessary, including a budget workshop typically scheduled in mid-September.

D. RESOURCES

The available River District resources include its water resources (projects, contracts, absolute and conditional water rights), staff resources and budget resources.

The River District owns and operates two reservoir projects, Wolford Mountain Reservoir, located on Muddy Creek in the Colorado River Basin north of Kremmling and Elkhead Reservoir, located on Elkhead Creek in the Yampa River basin near Craig. It also has contracted interests in water through its shares in the Grand County Mutual Ditch and Reservoir Company, Eagle Park Reservoir, the Homestake Reservoir exchange, water from the Twin Lakes Reservoir and Canal Co. enlargement decree, contracts with the Bureau of Reclamation for Ruedi Reservoir water and a contracted interest in the Taylor Park Reservoir second fill.

The River District financial statements are divided into “Governmental Activities” and “Business-Type Activities”. The Governmental Activities are financed through the Board’s authority to levy taxes as provided in:

37-46-109. Authority of board to levy taxes. (1) (a) In addition to other means of providing revenue for the district, the board of directors has the power to fix the amount of an assessment upon the property within the district, not to exceed two and one-half mills for every dollar of valuation for assessment therein as a level or general levy to be used for the purpose of paying the expenses of organization, for surveys and plans, to pay the salaries of officers and the per diem allowed to directors and their expenses, for the costs and expenses of construction or partial construction of any project designed or intended to accomplish the utilization of water, by storage or otherwise, for any beneficial uses or purposes, and for other incidental expenses which may be incurred in the administration of the affairs of the district.

The Governmental Funds are further divided into a “General Fund” and a “Capital Projects Fund”.

The River District’s Business-Type Activities are managed by an enterprise formally named the Colorado River Water Projects Enterprise of the Colorado River Water Conservation District. The Board of Directors of the River District is the Board of Directors of its Enterprise. The River District and its Enterprise share the same staff.

The Enterprise is a “government-owned business” as referred to in Colorado Constitution Article X, § 20, a/k/a “TABOR (Taxpayer Bill of Rights)” or “Amendment One”. Therefore, it is subject to judicial interpretations of TABOR and the provisions of the Water Activity Enterprise Act.

The Enterprise develops and operates the District’s water supply assets. The Enterprise’s water supplies are contracted for beneficial use pursuant to a water marketing policy. The Enterprise currently markets three basic supplies: (1) Colorado River Supply, which is provided from the Enterprise’s Wolford Mountain Reservoir Project and the Enterprise’s Ruedi Reservoir (Bureau of Reclamation) water contracts; and (2) Eagle River Supply, which is provided from the Enterprise’s interest as a shareholder in Eagle Park Reservoir Company and that Company’s sources of supply (Eagle Park Reservoir and a Homestake Reservoir exchange supply), and (3) the Elkhead Reservoir, in the Yampa River basin.

A full-time staff of 25 consisting of managers, general and associate counsels, water resource engineers and specialists, project caretakers, public affairs, legal and administrative support personnel carries out the activities of the District as directed by the Board. Personnel costs are split between the Enterprise and General Funds based on estimated percentage of time spent.

REGIONAL / ECONOMIC CONDITIONS AND OUTLOOK

A. REGIONAL SETTING

The River District covers a large and diverse area. There are four major river basins within the district; the Yampa, the White, the Gunnison and the Colorado main-stem. The River District’s economics are also quite diverse. It includes areas that are highly dependent on energy production, agriculture and others that are dependent upon winter and summer recreation and a second home market. Resort development in Summit County, Aspen, Gore Creek and Eagle River Valleys, Winter Park, Steamboat Springs and Crested Butte areas have resulted in a significant increase in the District’s tax base in the last decade.

In the summer of 2008, the national economic slowdown began impacting most areas within the District. This slowdown impacted the rate of growth in the energy and second home sectors. The River District’s assessed valuation peaked in 2009. It dropped significantly in 2010, 2011 and 2013. This can be attributed to a dramatic decrease in Oil and Gas development and related foreclosures. There were slight improvements in 2015 and 2018. The 2018 valuations are 26% off of the 2009 peak.

The primary agricultural areas within the District include the Uncompahgre Valley, Grand Valley, Gunnison River Basin, Upper White River Basin and the Lower Yampa River Basin.

The major urban center within the River District is Grand Junction. Other towns with populations of over 10,000 include Montrose, Craig, Delta, Rifle, Steamboat Springs and Glenwood Springs. There are numerous other smaller towns and cities within the District.

B. POPULATION TRENDS

The population of the 15 River District counties is in the following table:

From 1980 to 2017, the population of the River District increased by 99.5%. This is a greater rate of growth than the six counties in the Denver Metro area, which increased from 1,618,461 to 2,831,280 (74.9%) or the state of Colorado which increased from 2,889,964 to 5,609,445 (94.1%).

<u>County</u>	<u>1980</u>	<u>1990</u>	<u>2000</u>	<u>2010</u>	<u>2017</u>	<u>% Chg.1980-2017</u>
Delta	21,225	20,980	27,834	30,889	30,568	44.02%
Eagle	13,320	21,928	41,659	52,057	54,662	310.38%
Garfield	22,514	29,974	43,791	56,150	59,167	162.80%
Grand	7,475	7,966	12,445	14,790	15,297	104.64%
Gunnison	10,689	10,273	13,956	15,309	16,871	57.84%
Hinsdale	408	467	790	843	791	93.87%
Mesa	81,530	93,145	116,225	147,155	151,900	86.31%
Moffat	12,133	11,357	13,184	13,806	13,112	8.07%
Montrose	24,352	24,423	33,432	41,188	41,763	71.50%
Ourray	1,925	2,295	3,742	4,446	4,783	148.47%
Pitkin	10,338	12,661	14,872	17,156	17,875	72.91%
Rio Blanco	6,255	5,972	5,986	6,617	6,345	1.44%
Routt	13,404	14,088	19,690	23,439	25,178	87.84%
Saguache	3,935	4,619	5,917	6,144	6,631	68.51%
Summit	8,848	12,881	23,598	28,073	30,555	245.33%
TOTALS	238,351	273,029	377,121	458,062	475,498	99.49%

Management believes that the most recent population trends both within the District and within Colorado as a whole have grown at rates above the historical average. Growth rates are likely to continue to increase in the near future. Meeting the water needs of the District population, which includes the maintenance of stream flows necessary for a thriving recreation based economy, will continue to challenge the District’s financial and personnel resources. Continued growth along the Colorado Front Range will continue to create significant pressure for the diversion of additional Colorado River water to the Front Range resulting in more demands on District staff and Board.

C. DISTRICT TAX BASE AND TAX REVENUES

Since the mid 1990’s the River District’s tax base has grown at a significant rate. A graph of the District mill levy and the total property taxes collected are shown in Figure A and Figure B. Certain provisions of the Colorado constitution (commonly referred to as TABOR), limit the increase in tax revenues and expenditures to the rate of inflation plus new growth.

Consequently, the mill levy changes as an inverse relationship to the change in the assessed valuation.

FIGURE A: ASSESSED VALUATION VS. MILL LEVY

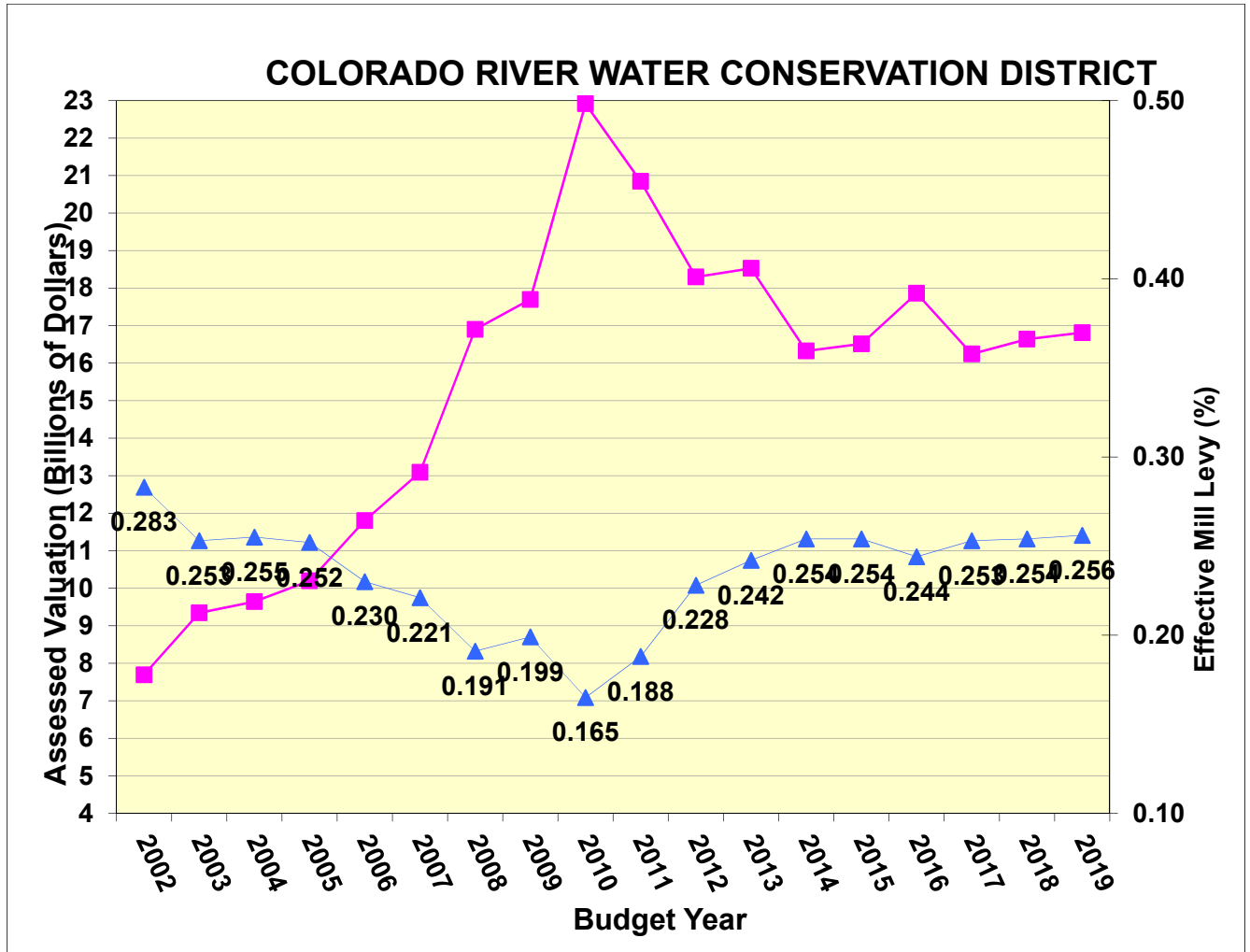
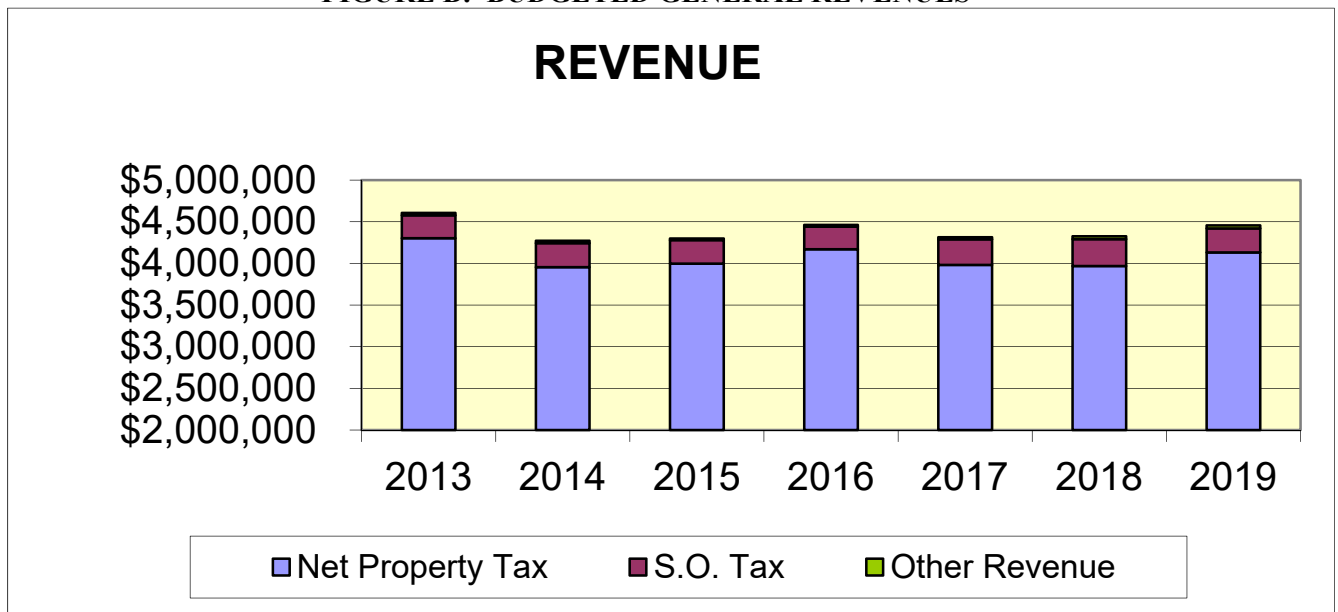


FIGURE B: BUDGETED GENERAL REVENUES



In addition to the property taxes, the River District has revenues from the specific ownership tax and interest. In 2018 the River District collected \$343,824 in specific ownership taxes (an increase of 12.2% from 2017).

River District management believes that the River District tax base will be relatively flat to declining. Growth will probably increase as population increases, however, the anticipated potential lowering of the Residential Assessment Rate due to the Gallagher Amendment will likely have negative impacts to the General Fund revenue budget.

Collections of the specific ownership (S.O.) tax, which make up 7.7% of the District's total General Fund revenues, are highly dependent on the purchase of new personal vehicles and business equipment. The S.O. tax collection is quite variable and difficult to predict from year to year. Interest earnings only make up a small portion of District's General Fund revenues (less than 1.0%).

D. ENTERPRISE REVENUES

The District's Enterprise revenues are primarily based on water sales and lease revenues. The primary source of income to the Enterprise is a \$3 million dollar per year lease payment from the Denver Water Board. Denver Water holds a 40.0% interest in the capacity and water storage of the Enterprises' primary asset – Wolford Mountain Reservoir. The Denver water lease payments will end in 2020, after which Denver Water will pay a 40.0% share of the actual costs of operating, maintaining and repairing the Wolford Mountain Reservoir.

The concept of the River District-Denver Water agreement for Wolford Mountain Reservoir was that the Denver Water's lease revenues provide the Enterprise with a revenue stream that exceeds the actual cost of the project's construction. These excess revenues would then provide a source of "seed money" to assist with the development of additional Enterprise assets.

In addition to the Denver Water lease revenues, the Enterprise receives revenue from its water marketing programs. Under the water marketing program, the Enterprise has 8,100 acre feet of Wolford Mountain Reservoir water, 432 acre feet of Eagle River Projects water, 2,457 acre feet of Elkhead Reservoir water, and 11,413 acre feet of Ruedi Reservoir water.

Each year the water marketing contract pricing is analyzed and recommendations are presented to the Board. Any increases are subject the following contractual parameters: Pre-2006 water contracts can be adjusted for the operation and maintenance component every five years. The adjustment is limited by the 'Denver-Aurora-Lakewood' (formerly the 'Denver-Boulder-Greeley') Consumer Price Index. Post-2006 contracts can be adjusted on an annual basis. In January of 2015, the River District sold Tri-State Generation & Transmission Associates, Inc. 1250 acre feet of permanent storage capacity in Elkhead Reservoir for \$4,800,000. This is not reflected on the 2014-15 line of the table below. It is reflected in the available acre feet of Elkhead Reservoir water noted above (3,707-1,250=2,457). In January, 2019, the Board approved an adjustment to the post 2006 water contracts by 3%.

The following table shows the total water sold through contracts and water sales revenues received or billed for water project years for 2002-2018.

<u>Water Project Year</u>	<u>Water Under Contract</u>	<u>Revenue Received</u>
2002/2003	3603 a.f.	\$488,612
2003/2004	4178 a.f.	\$415,597
2004/2005	4106 a.f.	\$737,643
2005/2006	3758 a.f.	\$782,440
2006/2007	4131 a.f.	\$825,631
2007/2008	4428 a.f.	\$719,347
2008/2009	5406 a.f.	\$719,804
2009/2010	4884 a.f.	\$832,590
2010/2011	6105 a.f.	\$952,206
2011/2012	6129 a.f.	\$1,086,718
2012/2013	7207 a.f.	\$1,330,562
2013/2014	7226 a.f.	\$1,501,421
2014/2015	7229 a.f.	\$1,572,562
2015/2016	6608 a.f.	\$1,342,903
2016/2017	6075 a.f.	\$1,212,065
2017/2018	5155 a.f.	\$1,187,170

There is not a direct correlation between the acre feet of water under contract and revenue received. The table reflects a pricing strategy that ended in 2007. The strategy allowed water users to pay the Capital Recovery fee up front in their contract period with only the Operation and Maintenance fee (O&M) in subsequent contract years. A significant number of water users took advantage of this pricing strategy. Management expects that the demand for Enterprise water will continue to grow. While the water supply available for purchase in certain areas will be limited, the River District continues to take advantage of opportunities to increase its inventory.

Operating successful water projects will present new challenges to both management and the Board. Enterprise projects will need to be carefully analyzed and pricing strategies developed to cover, on a long term basis, the full costs of operating the Enterprise’s various projects and to provide a source for financing additional projects to meet future water needs.

MAJOR INITIATIVES AND ISSUES

A. REGIONAL HYDROLOGIC CONDITIONS

Beginning in the summer of 2000, the entire state of Colorado including the District, began a period of extended and severe drought. Drought conditions prevailed through 2004. There was some relief from the drought from 2005 through 2011. Wolford Mountain Reservoir filled and spilled each year from 2006-2011. 2012 saw a return to drought conditions. 2018 was a particularly dry year throughout Colorado, although both Wolford Mountain Reservoir and Elkhead Reservoir filled and spilled. Any additional extension of drought conditions may require the River District to redirect resources to help alleviate drought related problems.

The following graph (Figure C) shows storage levels in the District's Wolford Mountain Reservoir from January, 2005 through January, 2019. The significant drawdown in Wolford Mountain Reservoir during 2018 was due in large part to scheduled construction on the Ritschard Dam. The second graph (Figure D) shows reservoir levels at Lake Powell, a large reservoir operated by the United States Bureau of Reclamation. The drop in storage at Lake Powell is indicative of drought conditions throughout the Upper Colorado River region, in addition to overuse throughout the Lower Colorado River region.

FIGURE C: WOLFORD MOUNTAIN RESERVOIR STORAGE

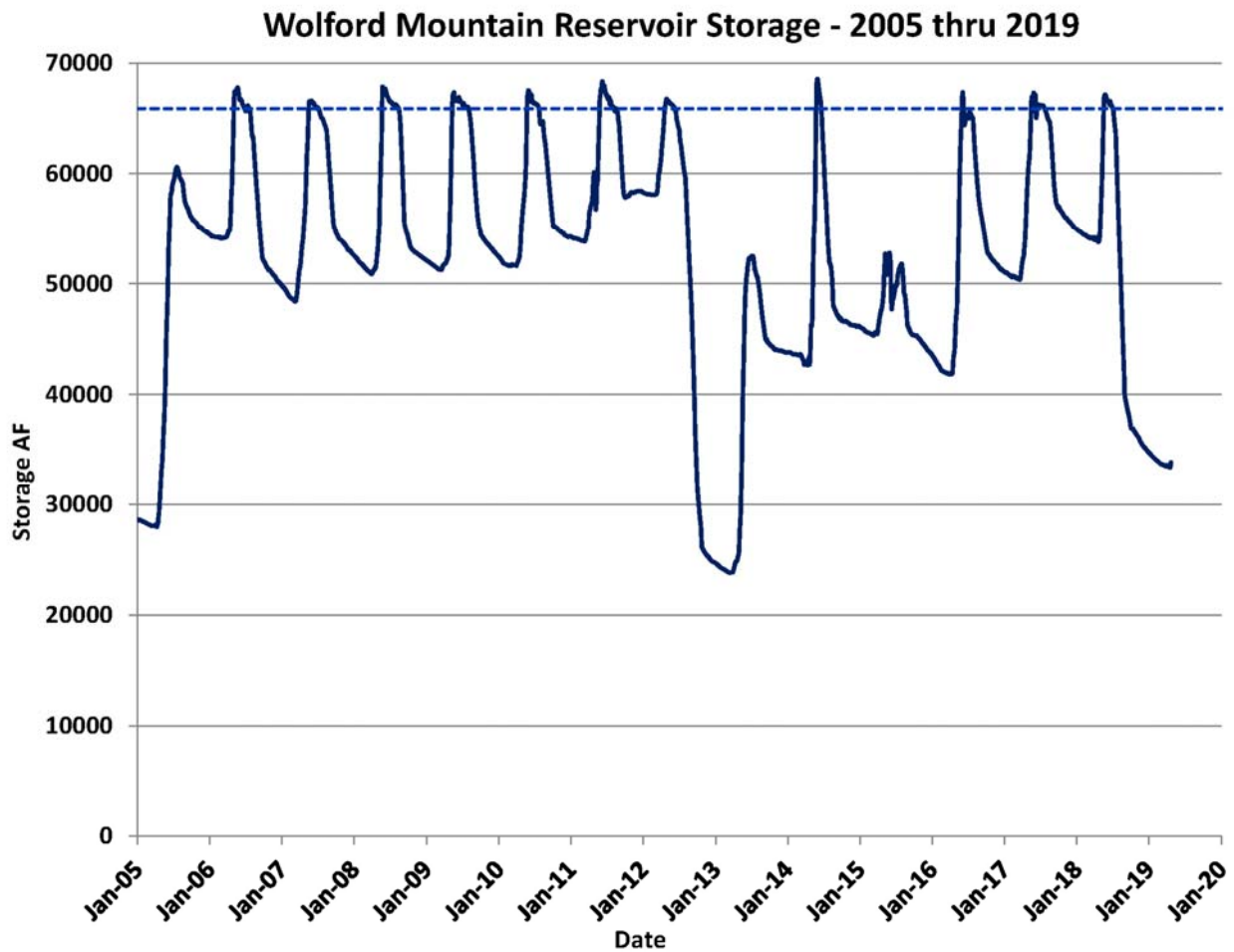
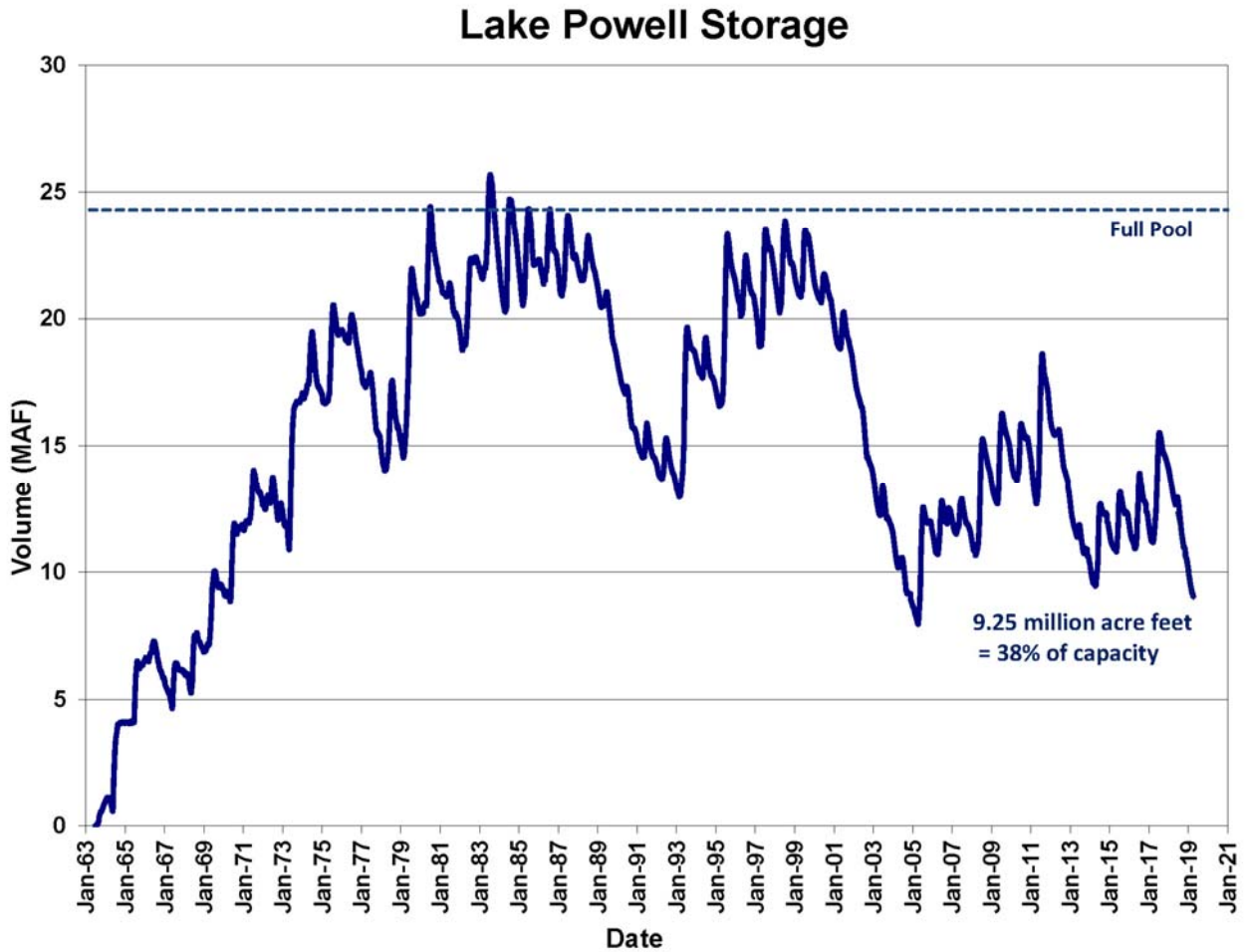


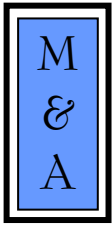
FIGURE D: LAKE POWELL STORAGE



B. LITIGATION AND LEGAL FUNDING

The River District’s General Counsel is responsible for the management of all of the legal matters of the River District and its Enterprise. The River District is involved in a wide-variety of legal matters that include litigation related to water rights, the negotiation and mediation of litigation settlements, the negotiation of contractual relationships, governmental compliance, and legislative proposals. Budgeting for litigation related matters is very difficult because of the uncertain nature of the litigation schedule and possible settlement options. Occasionally unanticipated financial liability results from pending litigation.

In addition to in-house counsel, the River District has retained special counsel for advice on a variety of matters. Generally those matters involve anticipated complex-litigation, issues beyond the particular expertise of in-house counsel, and “overflow” work delegated to special counsel on an as-needed basis. The River District expended \$174,391 on special counsel, mediation and expert consultants related to pending and anticipated litigation during the year 2018. Those costs are expected to increase in 2019 due to pending litigation and the retention of counsel and consultants to work on a special project.



MCMAHAN AND ASSOCIATES, L.L.C.

Certified Public Accountants and Consultants

CHAPEL SQUARE, BLDG C
245 CHAPEL PLACE, SUITE 300
P.O. Box 5850, AVON, CO 81620

WEB SITE: WWW.MCMAHANCPA.COM
MAIN OFFICE: (970) 845-8800
FACSIMILE: (970) 845-8108
E-MAIL: MCMAHAN@MCMAHANCPA.COM

INDEPENDENT AUDITOR'S REPORT

To the Board of Directors Colorado River Water Conservation District

We have audited the accompanying financial statements of the governmental activities, the business-type activities, each major fund, and the aggregate remaining fund information of the Colorado River Water Conservation District (the "District"), as of and for the year ended December 31, 2018, and the related notes to the financial statements, which collectively comprise the District's basic financial statements as listed in the table of contents.

Management's Responsibility for the Financial Statements

Management is responsible for the preparation and fair presentation of these financial statements in accordance with accounting principles generally accepted in the United States of America; this includes the design, implementation, and maintenance of internal control relevant to the preparation and fair presentation of financial statements that are free from material misstatement, whether due to fraud or error.

Auditor's Responsibility

Our responsibility is to express opinions on these financial statements based on our audit. We conducted our audit in accordance with auditing standards generally accepted in the United States of America. Those standards require that we plan and perform the audit to obtain reasonable assurance about whether the financial statements are free of material misstatement.

An audit involves performing procedures to obtain audit evidence about the amounts and disclosures in the financial statements. The procedures selected depend on the auditor's judgment, including the assessment of the risks of material misstatement of the financial statements, whether due to fraud or error. In making those risk assessments, the auditor considers internal control relevant to the entity's preparation and fair presentation of the financial statements in order to design audit procedures that are appropriate in the circumstances, but not for the purpose of expressing an opinion on the effectiveness of the entity's internal control. Accordingly, we express no such opinion. An audit also includes evaluating the appropriateness of accounting policies used and the reasonableness of significant accounting estimates made by management, as well as evaluating the overall presentation of the financial statements.

We believe that the audit evidence we have obtained is sufficient and appropriate to provide a basis for our audit opinions.

Opinions

In our opinion, the financial statements referred to above present fairly, in all material respects, the respective financial position of the governmental activities, the business-type activities, each major fund, and the aggregate remaining fund information of the Colorado River Water Conservation District as of December 31, 2018, and the respective changes in financial position and, where applicable, cash flows thereof for the year then ended in accordance with accounting principles generally accepted in the United States of America.

Member: American Institute of Certified Public Accountants

PAUL J. BACKES, CPA, CGMA
MICHAEL N. JENKINS, CA, CPA, CGMA
DANIEL R. CUDAHY, CPA, CGMA

AVON: (970) 845-8800
ASPEN: (970) 544-3996
FRISCO: (970) 668-3481

Page 13 of 53

Colorado River Water Conservation District

Other Matters

Accounting principles generally accepted in the United States of America require that the Management's Discussion and Analysis on pages 15 - 22 and the General Fund Budgetary Comparison Schedule on page 48 be presented to supplement the basic financial statements. Such information, although not a part of the basic financial statements, is required by the Governmental Accounting Standards Board, who considers it to be an essential part of financial reporting for placing the basic financial statements in an appropriate operational, economic, or historical context. We have applied certain limited procedures to the required supplementary information in accordance with auditing standards generally accepted in the United States of America, which consisted of inquiries of management about the methods of preparing the information and comparing the information for consistency with management's responses to our inquiries, the basic financial statements, and other knowledge we obtained during our audit of the basic financial statements. We do not express an opinion or provide any assurance on the information because the limited procedures do not provide us with sufficient evidence to express an opinion or provide any assurance.

The statements and schedules on pages 50 - 53 are not a required part of the basic financial statements but is supplementary information required by accounting principles generally accepted in the United States of America. Such information has been subjected to the auditing procedures applied in the audit of the financial statements and certain additional procedures, including comparing and reconciling such information directly to the underlying accounting and other records used to prepare the financial statement or to the financial statements themselves, and other additional procedures in accordance with auditing standards generally accepted in the United States of America. In our opinion, the information is fairly stated in all material respects in relation to the financial statements as a whole.

Our audit was conducted for the purpose of forming opinions on the financial statements that collectively comprise the District's financial statements as a whole. The accompanying introductory section, as listed in the table of contents, is presented for purposes of additional analysis and is not a required part of the basic financial statements. This information has not been subjected to the auditing procedures applied in the audit of the basic financial statements and, accordingly, we do not express an opinion or provide any assurance on them.

McMahan and Associates, L.L.C.

**McMahan and Associates, L.L.C.
June 18, 2019**

Colorado River Water Conservation District Management's Discussion and Analysis

The Management's Discussion and Analysis (MD&A) is designed to provide an easy-to-read discussion of the District's financial condition and operating results and to disclose to the reader important financial activities and issues related to the District's basic operations and mission. The MD&A should be read in conjunction with the detailed Background and Transmittal letter which precedes this MD&A and the District's basic financial statements.

The District has two separate financial categories or activities - government-type activities and those covered or referred to as business type activities. Within the government type activities, the Board has designated two separate budgets; a General Fund and a Capital Projects Fund. The government type activities are funded through the District's ad-valorem property tax. The business type activities are managed through the District's Colorado River Water Projects Enterprise (Enterprise). The Enterprise is funded through water sales contracts and leases.

▪ DESCRIPTION OF FINANCIAL STATEMENTS

This annual report consists of three parts – *management's discussion and analysis* (this section), the *basic financial statements*, and *required supplementary information*. The basic financial statements include two kinds of statements that present different views of the District:

The first two statements are *government-wide financial statements* that provide both *long-term* and *short-term* information about the District's overall financial status.

The remaining statements are *fund financial statements* that focus on *individual parts* of the District government, reporting the District's operations *in more detail* than the government-wide statements.

The financial statements *Notes* explain some of the information in the financial statements and provide more detailed data. The statements are followed by *required supplementary information and supplementary information sections* that further explains and supports the information in the financial statements.

Government-wide Statements

The government-wide statements consist of the Statement of Net Position and the Statement of Activities. These statements report information about the District as a whole and include *all* assets, liabilities, and deferred inflows of resources using the accrual basis of accounting, which is similar to the accounting used by most private-sector companies. All of the current year's revenues and expenses are taken into account regardless of when cash is received or paid.

These two statements report the District's *net position* and changes in them. The District's net position – the difference between assets, liabilities, and deferred inflows of resources – are one way to measure the District's financial health, or *financial position*. Over time, increases or decreases in the District's net position are one indicator of whether its financial health is improving or deteriorating. Other non-financial factors, however, such as changes in the District's property tax base are needed to assess the overall health of the District.

In the Statement of Net Position and the Statement of Activities, the District is divided into two kinds of activities:

- **Governmental Activities** – The activity of the River District for its General and Capital Projects funds are reported here. Property taxes, specific ownership taxes, and interest income finances most of these activities
- **Business-Type Activities** – The District manages an enterprise formally named the Colorado River Water Projects Enterprise of the Colorado River Water Conservation District which develops and operates the District's water supply assets. The activity of this Enterprise is reported here.

Fund Financial Statements

The fund financial statements provide more detailed information about the District's funds, focusing on its most significant funds – not the District as a whole. The District's two kinds of funds – *governmental and proprietary* – use different accounting approaches.

Governmental fund – The River District's activity of its General and Capital Project funds are reported as a governmental fund, which focuses on how money flows into and out of the General fund and the balances left at year-end that are available for transfer to its Capital Projects fund. This fund is reported using an accounting method called modified accrual accounting, which measures cash and all other financial assets that can readily be converted to cash. The governmental fund statement provides a detailed short-term view of the District's general governmental operations and the basic services it provides. Governmental fund information helps to determine whether there are more or fewer financial resources that can be spent in the near future to finance the District's programs.

Proprietary (Enterprise) fund – The activity of the River District's Enterprise fund is reported in the same way that all activities are reported in the Statement of Net Position and the Statement of Activities. In fact, the District's enterprise fund is the same as the business-type activities reported in the governmental-wide statements but provide more detail and additional information, such as cash flows.

The other financial statements include notes that explain some of the information in the financial statements and provide more detailed data.

HIGHLIGHTS for fiscal year 2018

Governmental Activities

- As of December 31, 2018, the District's governmental activities held \$11,602,995 in total assets.

Business-Type Activities

- As of December 31, 2018, total Enterprise assets were \$91,632,221 a 1% decrease from the prior year.
- In 2018, revenues from water sales decreased 2.3% to \$1,191,196.
- Total Business-type activities liabilities increased 29.1% to \$1,106,344.

HIGHLIGHTS for fiscal year 2017

Governmental Activities

- As of December 31, 2017, the District's governmental activities held \$11,259,208 in total assets.

Business-Type Activities

- As of December 31, 2017, total Enterprise assets were \$92,381,322 a 0.6% decrease from the prior year.
- In 2017, revenues from water sales decreased 9.5% to \$1,219,665.
- Total Business-type activities liabilities decreased 16.4% to \$856,650.

STATEMENT OF NET POSITION

The following table is a year-to-year summary of the District's net position:

Net Position (In Thousands)

Years ended December 31,	<u>Governmental Activities</u>		<u>Business-Type Activities</u>		<u>Total</u>	
	<u>2018</u>	<u>2017</u>	<u>2018</u>	<u>2017</u>	<u>2018</u>	<u>2017</u>
<u>Assets:</u>						
Current Assets	\$ 10,721	\$ 10,313	\$ 28,880	\$ 26,496	\$ 39,601	\$ 36,809
Capital assets, Net	731	770	55,317	55,467	56,048	56,237
Other Assets	151	177	7,436	10,419	7,587	10,596
Restricted Assets	-	-	-	-	-	-
Total Assets	<u>\$ 11,603</u>	<u>\$ 11,260</u>	<u>\$ 91,633</u>	<u>\$ 92,382</u>	<u>\$ 103,236</u>	<u>\$ 103,642</u>
<u>Liabilities:</u>						
Current Liabilities	494	481	1,106	857	1,600	1,338
Long-Term Liabilities	-	-	-	-	-	-
Total Liabilities	<u>\$ 494</u>	<u>\$ 481</u>	<u>\$ 1,106</u>	<u>\$ 857</u>	<u>\$ 1,600</u>	<u>\$ 1,338</u>
Deferred inflows of resources, unavailable revenue-property taxes	<u>\$ 4,298</u>	<u>\$ 4,227</u>	<u>\$ -</u>	<u>\$ -</u>	<u>\$ 4,298</u>	<u>\$ 4,227</u>
<u>Net Position</u>						
Net Investment in Capital Assets	731	770	55,317	55,467	56,048	56,237
Restricted for emergencies	133	132	-	-	133	132
Restricted for debt collateralization	-	-	-	-	-	-
Unassigned	5,947	5,650	35,209	36,058	41,156	41,708
Total Net Position	<u>\$ 6,811</u>	<u>\$ 6,552</u>	<u>\$ 90,526</u>	<u>\$ 91,525</u>	<u>\$ 97,337</u>	<u>\$ 98,077</u>

STATEMENT OF ACTIVITIES

The following table reflects a year-to-year change in the District's Net Position:

Years ended December 31,	Governmental Activities		Business-Type Activities		Total	
	<u>2018</u>	<u>2017</u>	<u>2018</u>	<u>2017</u>	<u>2018</u>	<u>2017</u>
<u>Program Revenues:</u>						
Charges for Services	\$ -	\$ -	\$ 1,802	\$ 1,907	\$ 1,802	\$ 1,907
Grants/Contributions	-	-	1,161	1,586	1,161	1,586
Total Program Revenues	<u>\$ -</u>	<u>\$ -</u>	<u>\$ 2,963</u>	<u>\$ 3,493</u>	<u>\$ 2,963</u>	<u>\$ 3,493</u>
<u>General Revenues:</u>						
Property Taxes	4,094	4,129	-	-	4,094	4,129
Specific Ownership Taxes	344	306	-	-	344	306
Interest/Investments	96	58	246	248	342	306
Miscellaneous	17	8	-	-	17	8
Total General Revenues	<u>\$ 4,551</u>	<u>\$ 4,501</u>	<u>\$ 246</u>	<u>\$ 248</u>	<u>\$ 4,797</u>	<u>\$ 4,749</u>
Total Revenues	<u>\$ 4,551</u>	<u>\$ 4,501</u>	<u>\$ 3,209</u>	<u>\$ 3,741</u>	<u>\$ 7,760</u>	<u>\$ 8,242</u>
<u>Program Expenses</u>						
General Government	476	539	-	-	476	539
Projects & Engineering	713	794	4,207	4,108	4,920	4,902
Professional & Legal	3,000	2,686	-	-	3,000	2,686
Other Administration	54	62	-	-	54	62
Unallocated Depreciation	54	54	-	-	54	54
Loss on Disposal - Unallocated	-	-	-	-	-	-
Total Expenses	<u>\$ 4,297</u>	<u>\$ 4,135</u>	<u>\$ 4,207</u>	<u>\$ 4,108</u>	<u>\$ 8,504</u>	<u>\$ 8,243</u>
Increase(decrease) in Net Position	<u>\$ 254</u>	<u>\$ 366</u>	<u>\$ (998)</u>	<u>\$ (367)</u>	<u>\$ (744)</u>	<u>\$ (1)</u>

The year to year change in the Governmental revenues is primarily due to property taxes. The year to year change in the Business-Type revenues is primarily due to the change in water contracts, the change in Elkhead Reservoir reimbursements, and the change in project contributions.

GOVERNMENTAL FUNDS

BALANCE SHEET

(In Thousands)

Years ended December 31,	2018	2017
Total Assets - General Fund	\$ 6,825	\$ 6,854
Total Assets - Capital Fund	4,047	4,184
Total Assets	\$ 10,872	\$ 11,038
Total Liabilities - General Fund	210	743
Total Liabilities - Capital Fund	8	14
Total Liabilities	\$ 218	\$ 756
Deferred inflows of resources, unavailable revenue-property taxes	\$ 4,298	\$ 4,227
Fund Balance		
Restricted (approx. TABOR 3%)	133	132
Assigned (3 months expenses)	1,097	1,097
Assigned (Capital Projects Fund)	4,039	4,171
Unassigned	1,087	656
Total Fund Balance	\$ 6,356	\$ 6,056

The increase in Total Fund Balance is primarily due to a decrease in liabilities.

REVIEW OF EXPENSES - BUDGETARY COMPARISON - GOVERNMENTAL FUNDS

(In Thousands)

Years ended December 31,	2018 Actual	2018 Budget
County Treasurer's Fees	\$ 143	\$ 147
Director's Fees, Salary & Expenses	54	65
Professional and Legal	2,998	3,311
General Government	196	276
External Affairs	128	200
Project Expenses	703	887
Emergency and Contingency	-	133
Capital Outlay	18	15
Total Expenses	\$ 4,240	\$ 5,034

BUDGETARY HIGHLIGHTS

Changes between actual expenditures and budgeted amounts were primarily due to efforts to reduce expenses and the Litigation budget not being fully utilized. Additionally, the District has not spent emergency and contingency budgeted amounts. In 2018, actual expenses were less than budgeted by approximately \$680,000 for the General Fund and \$112,000 for the Capital Projects Fund.

PROPRIETARY FUND (Enterprise Fund)

STATEMENT OF NET POSITION

(In Thousands)

Years ended December 31,	2018	2017
Current Assets	\$ 28,880	\$ 26,496
Capital Assets (Net)	55,317	55,467
Other Assets	7,436	10,419
Restricted Assets	-	-
Total Assets	\$ 91,633	\$ 92,382
Current Liabilities	1,106	857
Long-term Liabilities	-	-
Total Liabilities	\$ 1,106	\$ 857
Net Position		
Net Investment in Capital Assets	55,317	55,467
Restricted	-	-
Unrestricted	35,209	36,058
Total Net Position	\$ 90,526	\$ 91,525

REVIEW OF REVENUES AND LEASE RECEIPTS

(In Thousands)

Years ended December 31,	2018	2017
Water Sales & Leases	\$ 4,191	\$ 4,220
Interest Income (Loss)	250	230
Management Fee	13	7
Elkhead Operations Reimbursements	311	1,005
Grants & Contributions	851	580
Miscellaneous & Others	177	117
Total Revenues	\$ 5,793	\$ 6,159

The overall decrease in revenue for the Proprietary Fund was due primarily to the lowered reimbursement of Elkhead Reservoir operations which included the installation of a fish net in the prior year.

CAPITAL ASSETS AND DEBT ADMINISTRATION - DISTRICT WIDE

(In Thousands)

Years ended December 31,	2018	2017
Governmental Type Activities:		
Land	\$ 115	\$ 115
Building	1,201	1,201
Equipment, Furniture & Fixtures	367	403
Total Governmental Assets	1,683	1,719
Accumulated Depreciation	(953)	(949)
Net Governmental Assets	\$ 730	\$ 770
Business Type Activities:		
Land	\$ 3,091	\$ 3,091
Building	1,499	1,483
Dam Project	65,481	64,845
Recreation Area	1,152	1,074
Vehicles & Other Equipment	432	312
Total Business Type Activity Assets	71,655	70,805
Accumulated Depreciation	(16,338)	(15,338)
Net Business Type Assets	\$ 55,317	\$ 55,467
Other Assets:		
Contracts & Shares	5,931	6,148
Total Business Type & Other Assets (Net)	\$ 61,248	\$ 61,615

The changes in 2018 are primarily due to the sell-off of two vehicles, Dam Crest Restoration at Wolford Mountain reservoir, additional fencing and storage at the Wolford Mountain recreation area, repairs at Elkhead reservoir and the purchase of various equipment. Please see figure 9 for more details.

DEBT OUTSTANDING

The District does not have any Business-Type long term debt. The River District paid off the Elkhead Reservoir loan in 2016. The River District paid off the Wolford Mountain Reservoir loan in 2012. This business decision was approved by the District's Board since the interest on the loan was far greater than our investment income.

The District has four long-term contracts with the United States Bureau of Reclamation for water from Ruedi Reservoir. These contracts are legally subject to annual appropriations by the Board of Directors. These contracts were paid in full in 2016.

ECONOMIC AND OTHER FACTORS

The economic outlook of the 15 county regions, comprising the District, is generally pointed in an upward direction, rebounding nicely from the recession thanks to a diversification of the economy. The State of Colorado's Demographer is predicting that the Western Slope will grow by two-thirds by 2050. From 2004 to 2009, the District's increase in assessed valuations was primarily due to the development of natural gas and oil resources in Western Colorado. Due to a number of factors affecting the oil and gas market, District management believes that the assessed valuations will be flat or declining in the near term. Additional information is included in the Background and Transmittal letter.

CONTACTING THE DISTRICT'S FINANCIAL MANAGEMENT

This financial report is designed to provide the general public with a general overview of the District's finances and to show the District's accountability for the money it receives. If you have any questions regarding this report or need additional financial information, please contact:

General Manager
Colorado River Water Conservation District
P. O. Box 1120
Glenwood Springs, CO 81602
Tel: (970) 945-8522
Fax: (970) 945-8799

Statement of Net Position

December 31, 2018	Governmental Activities	Business-Type Activities	Total
Assets			
<i>Current Assets</i>			
Cash and cash equivalents	\$ 5,313,152	\$ 12,226,158	\$ 17,539,310
Investments	952,610	13,241,937	14,194,547
Property taxes receivable	4,328,691	-	4,328,691
Internal balances	52,335	(52,335)	-
Current portion of lease contract receivable	-	2,761,483	2,761,483
Accrued interest	9,405	193,569	202,974
Other current assets	64,640	509,022	573,662
Total Current Assets	10,720,833	28,879,834	39,600,667
<i>Noncurrent Assets</i>			
Lease contract receivable	-	1,451,028	1,451,028
Investments in reservoir stock and contracts	-	5,931,101	5,931,101
Notes receivables, net	151,473	53,554	205,027
Capital Assets			
Nondepreciable	115,000	3,091,477	3,206,477
Depreciable	1,568,754	68,562,932	70,131,686
Less accumulated depreciation	(953,065)	(16,337,705)	(17,290,770)
Total Noncurrent Assets	882,162	62,752,387	63,634,549
Total Assets	\$ 11,602,995	\$ 91,632,221	\$ 103,235,216
Liabilities			
<i>Current Liabilities</i>			
Accounts payable	\$ 217,696	\$ 364,478	\$ 582,174
Accrued salaries and payroll taxes	-	9,282	9,282
Compensated absences	275,814	116,754	392,568
Unearned revenues	-	615,831	615,831
Total Liabilities	493,510	1,106,345	1,599,855
Deferred Inflows of Resources			
Property taxes	4,298,006	-	4,298,006
Net Position			
Investment in capital assets	730,689	55,316,704	56,047,393
Restricted for:			
Emergencies	133,418	-	133,418
Unrestricted	5,947,372	35,209,172	41,156,544
Total Net Position	6,811,479	90,525,876	97,337,355
Total Liabilities, Deferred Inflows of Resources and Net Position	\$ 11,602,995	\$ 91,632,221	\$ 103,235,216

See Notes to the Basic Financial Statements

Statement of Activities

December 31, 2018

Functions/Programs	Program Revenues			Change in Net Position		Total
	Expenses	Charges for Services	Operating Grants and Contributions	Governmental Activities	Business-Type Activities	
Governmental Activities						
County treasurers' fees	\$ 142,884	-	-	\$ (142,884)	-	\$ (142,884)
Directors' fees, salary & expense	53,676	-	-	(53,676)	-	(53,676)
Professional and legal	3,000,330	-	-	(3,000,330)	-	(3,000,330)
General government	205,629	-	-	(205,629)	-	(205,629)
External affairs	127,954	-	-	(127,954)	-	(127,954)
Project expense	713,154	-	-	(713,154)	-	(713,154)
Depreciation - unallocated	47,391	-	-	(47,391)	-	(47,391)
Total Governmental Activities	4,291,018	-	-	(4,291,018)	-	(4,291,018)
Business-Type Activities						
Water Supply & Project Mgmt.	4,207,440	1,801,849	1,160,575	-	(1,245,016)	(1,245,016)
Total Business-Type Activities	4,207,440	1,801,849	1,160,575	-	(1,245,016)	(1,245,016)
Total District	<u>\$8,498,458</u>	<u>\$1,801,849</u>	<u>\$1,160,575</u>	<u>(\$4,291,018)</u>	<u>(\$1,245,016)</u>	<u>(5,536,034)</u>
General Revenues						
Taxes						
Property taxes				\$ 4,094,086	\$ -	\$ 4,094,086
Specific ownership taxes				343,824	-	343,824
Interest and investment earnings				96,348	246,220	342,568
Miscellaneous				16,706	-	16,706
Total General Revenues				<u>4,550,964</u>	<u>246,220</u>	<u>4,797,184</u>
Changes in Net Position				259,946	(998,796)	(738,850)
Net Position - Beginning of the Year				<u>6,551,533</u>	<u>91,524,672</u>	<u>98,076,205</u>
Net Position - End of the Year				<u>\$ 6,811,479</u>	<u>\$ 90,525,876</u>	<u>\$ 97,337,355</u>

See Notes to the Basic Financial Statements

Governmental Funds Balance Sheet

December 31, 2018	General	Capital Projects	Total
Assets	Fund	Fund	Governmental
			Funds
Cash and cash equivalents	\$ 2,277,602	\$ 3,035,550	\$ 5,313,152
Investments	-	952,610	952,610
Property taxes receivable	4,328,691	-	4,328,691
Due from other funds	2,563	49,773	52,336
Accrued Interest	-	9,405	9,405
Other current assets	64,640	-	64,640
Notes receivable (net of allowance of \$158,685)	151,473	-	151,473
Total Assets	\$ 6,824,969	\$ 4,047,338	\$ 10,872,307
Liabilities and Fund Balances			
Liabilities			
Accounts payable	\$ 209,643	\$ 8,054	\$ 217,697
Due to other funds	-	-	-
Total Liabilities	209,643	8,054	217,697
Deferred inflows of Resources			
Unavailable revenue-property taxes	4,298,006	-	4,298,006
Fund Balances			
Restricted for emergencies	133,418	-	133,418
Assigned (3 months expenses)	1,097,335	-	1,097,335
Assigned for Capital Projects	-	4,039,284	4,039,284
Unassigned	1,086,567	-	1,086,567
Total Fund Balances	2,317,320	4,039,284	6,356,604
Total Liabilities, Deferred Inflows of Resources and Fund Balances	\$ 6,824,969	\$ 4,047,338	\$ 10,872,307

See Notes to the Basic Financial Statements

**Reconciliation of the Governmental Funds Balance Sheet to Net Position of
Governmental Activities**

December 31, 2018

Total Fund Balances - Governmental Funds	\$ 6,356,604
<i>Amounts reported for governmental activities in the statement of net position are different because:</i>	
Capital assets used in governmental activities are not financial resources and therefore are not reported as assets in governmental funds	730,689
Certain liabilities are not due and payable in the current period and therefore are not reported in the funds: Compensated absences	<u>(275,814)</u>
Total Net Position - Governmental Activities	<u><u>\$ 6,811,479</u></u>

See Notes to the Basic Financial Statements

**Statement of Revenues, Expenditures and Changes in Fund Balances –
Governmental**

December 31, 2018	<u>General Fund</u>	<u>Capital Projects Fund</u>	<u>Total Governmental Funds</u>
Revenues			
Property taxes	\$ 4,094,086	\$ -	\$ 4,094,086
Specific ownership taxes	343,824	-	343,824
Investment income	27,040	61,134	88,174
Property tax interest	8,175	-	8,175
Miscellaneous	<u>6,807</u>	<u>9,900</u>	<u>16,707</u>
Total Revenues	\$ 4,479,932	\$ 71,034	\$ 4,550,966
Expenditures			
Current Operating			
County treasurers' fees	142,886	-	142,886
Directors' fees, salary and expense	53,676	-	53,676
Professional and legal	2,998,014	-	2,998,014
General government	185,874	28,274	214,148
Project expenses	538,998	10,491	549,489
External affairs	127,954	-	127,954
Grant program	<u>-</u>	<u>163,664</u>	<u>163,664</u>
Total Expenditures	\$ 4,047,402	\$ 202,429	\$ 4,249,831
Excess of Revenues Over (Under) Expenditures	432,530	(131,395)	301,135
Other Financing Sources (Uses)			
Operating transfers in	-	-	-
Operating transfers out	<u>-</u>	<u>-</u>	<u>-</u>
Total Other Financing Sources (Uses)	<u>-</u>	<u>-</u>	<u>-</u>
Net Change in Fund Balance	\$ 432,530	\$ (131,395)	\$ 301,135
Fund Balance			
Fund Balances - Beginning of Year	<u>1,884,790</u>	<u>4,170,679</u>	<u>6,055,469</u>
Fund Balances - End of Year	<u>\$ 2,317,320</u>	<u>\$ 4,039,284</u>	<u>\$ 6,356,604</u>

See Notes to the Basic Financial Statements

Reconciliation of Governmental Funds Statement of Revenues, Expenditures and Changes in Fund Balances with the Statement of Activities

December 31, 2018

Total Change in Fund Balances - Governmental Funds \$ 301,135

Amounts reported for governmental activities in the statement of activities are different because:

Capital outlays to purchase or build capital assets are reported in governmental funds as expenditures. However, for governmental activities those costs are shown in the statement of net position and allocated over their estimated useful lives as annual depreciation expense in the statement of activities. This is the amount by which capital outlays exceed (are less than) depreciation expense in the period:

Capital Outlay	8,516
Depreciation Expense	(47,391)

Some expenses reported in the Statement of Activities do not require the use of current financial resources and, therefore, are not reported as expenditures in governmental funds:

Increase (decrease) in compensated absences	<u>(2,316)</u>
---	----------------

Change in Net Position of Governmental Activities \$ 259,944

See Notes to the Basic Financial Statements

Statement of Net Position – Proprietary Funds

December 31, 2018	Business-Type Activity Enterprise Fund
Assets	
Current Assets	
Cash and cash equivalents	\$ 12,226,158
Investments	13,241,937
Accounts receivable	509,022
Due from (to) other funds	(52,335)
Current portion of lease contract receivable	2,761,483
Accrued interest receivable	193,569
Total Current Assets	28,879,834
Capital Assets	
Nondepreciable	
Land	3,091,477
Depreciable	
Office building	1,499,010
Vehicles, equipment, furniture and fixtures	431,636
Dam project	65,480,582
Recreation area	1,151,704
Total Capital Assets	71,654,409
Less accumulated depreciation	(16,337,705)
Net Capital Assets	55,316,704
Other Assets	
Investment in Eagle Park Reservoir Company	2,368,122
Investment in Grand County Mutual Ditch & Reservoir Company	221,261
Investment in Ruedi Reservoir Contracts (net of accumulated amortization of \$3,630,589)	3,341,718
Lease contract receivable	1,451,028
Notes receivable (net of allowance of \$48,445)	53,554
Total Other Assets	7,435,683
Total Assets	\$ 91,632,221
Liabilities	
Current Liabilities	
Accounts payable	364,478
FICA/Medicare Payable	9,282
Compensated absences	116,754
Unearned revenue	615,831
Total Liabilities	1,106,345
Net Position	
Investment in capital assets	55,316,704
Unrestricted	35,209,172
Total Net Position	90,525,876
Total Liabilities and Net Position	\$ 91,632,221

See Notes to the Basic Financial Statements

**Statement of Revenues, Expenses and Changes in Net Position –
Proprietary Funds**

December 31, 2018	Business-Type Activity <u>Enterprise Fund</u>
Operating Revenues	
Denver Water interest income	\$ 415,889
Sale of water	1,191,196
Management fee	13,095
Other operating revenue	<u>181,669</u>
 Total Operating Revenue	 1,801,849
Operating Expenses	
Operating expenses	1,385,972
Depreciation and amortization	1,278,387
Administrative expense	<u>1,543,081</u>
 Total Operating Expenses	 4,207,440
 Operating Income (loss)	 (2,405,591)
Nonoperating Revenue (Expenses)	
Investment revenue	249,769
Joint venture loss	(3,549)
Intergovernmental revenue	1,160,575
Interest expense	<u>-</u>
 Total Nonoperating Revenues	 1,406,795
 Change in net position	 (998,796)
 Total Net Position - Beginning of Year	 <u>91,524,672</u>
Total Net Position - End of Year	<u><u>\$ 90,525,876</u></u>

See Notes to the Basic Financial Statements

Statement of Cash Flows – Proprietary Funds

December 31, 2018	Business-Type Activity Enterprise Fund
Cash Flows from Operating Activities	
Receipts from customers	\$ 1,515,139
Payments to suppliers	(1,827,717)
Payments to employees	(917,229)
Net Cash (used for) Operating Activities	<u>(1,229,807)</u>
Cash Flows From Capital and Related Financing Activities	
Purchase of capital assets	(849,674)
Net Cash (used for) Capital and Related Financing Activities	<u>(849,674)</u>
Cash Flows From Non-capital Financing Activities	
Intergovernmental	1,160,575
Interfund borrowing	193,911
Net Cash provided by Non-capital Financing Activities	<u>1,354,486</u>
Cash Flows From Investing Activities	
Purchase of investments	(370,247)
Proceeds from sale or maturity of investments	798,128
Interest received on investments and cash deposits	335,127
Principal received on lease contract	2,584,112
Net Cash provided by Investing Activities	<u>3,347,120</u>
Net Increase in Cash	2,622,126
Cash, Beginning of Year	9,604,032
Cash, End of Year	<u>\$ 12,226,158</u>
Reconciliation of operating loss to net cash used for operating activities	
Operating income	\$ (2,405,591)
<i>Adjustments to reconcile net operating income to net cash used in operating activities:</i>	
Depreciation, amortization and gain on disposal	1,212,799
Increase in accounts and notes receivable	(286,710)
Decrease in accounts payable	199,312
Increase in accrued expenses	434
Decrease in prepaid water fees (unearned revenue)	44,492
Increase in compensated absences	5,457
Net Cash (used for) Operating Activities	<u>\$ (1,229,807)</u>
Noncash investing and financing activities:	
Income in joint ventures	\$ (3,549)
See Notes to the Basic Financial Statements	

Statement of Fiduciary Net Position

December 31, 2018

Agency Fund

Assets	
Cash and investments	\$ 67,970
Accounts Receivable	\$ 2,506
	<u>\$ 70,476</u>
Liabilities	
Due to others	\$ 70,476
	<u>\$ 70,476</u>

See Notes to the Basic Financial Statements

Notes to the Basic Financial Statements

1. Nature of Operations, Reporting Entity, Basis of Presentation, Measurement Flows, Basis of Accounting and Summary of Significant Accounting Policies.

A. Nature of Operations and Reporting Entity

The Colorado River District's boundaries include all or part of 15 west central and northwest Colorado counties. The River District was created by the Colorado Legislature in 1937 and is governed by a 15-member board of directors. Each county in the River District has one director appointed to a three-year term by his or her Board of County Commissioners.

Accounting principles generally accepted in the United States of America require the reporting entity include (1) the primary government, (2) organizations for which the primary government is financially accountable and (3) other organizations for which the nature and significance of their relationship with the primary government are such that exclusion would cause the reporting entity's financial statements to be misleading or incomplete. The District has the statutory authority to levy taxes and to issue bonded debt without approval of another government. It has the right to be sued, and has the right to buy, sell, lease or mortgage property in its own name. Based on these criteria, the District is considered a primary government and there are no other organizations or agencies whose financial statements should be combined and presented with these financial statements. The District does, however, participate in joint ventures. See Note 10 regarding these relationships.

B. Government-Wide and Fund Financial Statements

The financial statements of the District have been prepared in conformity with accounting principles generally accepted in the United States of America (GAAP), as applied to governmental units. The Governmental Accounting Standards Board (GASB) is the accepted standard-setting body for establishing governmental accounting and financial reporting principles. The GASB periodically updates its codification of the existing governmental accounting and financial reporting standards, which, along with subsequent GASB pronouncements (Statements and Interpretations), constitutes GAAP for governmental units.

The government-wide financial statements (i.e. the Statement of Net Position and the Statement of Activities) report information on all of the non-fiduciary activities of the District. For the most part, the effect of inter-fund activity has been removed from these statements. *Governmental activities*, which normally are supported by taxes and intergovernmental revenues, are reported separately from *business-type activities*, which rely to a significant extent on fees and charges for support.

The Statement of Activities demonstrates the degree to which the direct expenses of a given function or segment is offset by program revenues. *Direct expenses* are those that are clearly identifiable with a specific function or segment. *Program revenues* include 1) charges to customers or applicants who purchase, use, or directly benefit from goods, services, or privileges provided by a given function or segment and 2) grants and contributions that are restricted to meeting the operational or capital requirements of a particular function or segment. Taxes and other items not properly included among program revenues are reported instead as *general revenues*.

Separate financial statements are provided for governmental funds, and proprietary funds. Major individual governmental funds and major individual enterprise funds are reported as separate columns in the fund financial statements.

Fund Accounting: The accounts of the District are organized on the basis of funds, each of which is considered to be a separate accounting entity. The operations of each fund are accounted for by providing a separate set of self-balancing accounts which comprise its assets, liabilities, reserves, fund balance/net position, revenues and expenditures or expense as appropriate. The District has the following funds:

Notes to the Basic Financial Statements

Governmental Fund Types: Governmental fund reporting focuses on the sources, uses and balances of current financial resources. Expendable assets are assigned to the various governmental funds according to the purposes for which they may or must be used. Current liabilities are assigned to the fund from which they will be paid. The difference between governmental fund assets and liabilities is reported as fund balance. The following are the District's major governmental funds:

The General Fund is the District's primary operating fund. It accounts for all financial resources of the general government, except those required to be accounted for in another fund.

The Capital Projects Fund is used to account for financial resources used for the acquisition or construction of major capital facilities other than those financed by proprietary funds.

Proprietary Fund Types: Proprietary funds are used to account for those operations that are financed and operated in a manner similar to private business or where the District has decided that determination of revenues earned, costs incurred and/or net income is necessary for management accountability. The District reports the Enterprise fund as a major fund and is known as the Colorado River Water Projects Enterprise. The Enterprise Fund currently has one major revenue project known as the Wolford Mountain Reservoir Project. The District's major customer for the water stored in the reservoir is Denver Water that accounts for 53% of the total revenues in this fund. Other revenues to this fund include the sale of water from the Colorado and Eagle river systems plus project contributions.

Fiduciary Fund Types: The Agency Fund accounts for monies held on behalf of others in an agency capacity and cannot be used to support District activities. The District's Agency Fund reports resources held by the District in a purely custodial capacity. In 2018, the District managed the assets of the Colorado River Cooperative Agreement's (CRCA) West Slope Fund, and CRCA's two Forest Restoration Funds for Summit County and Grand County.

C. Measurement Focus, Basis of Accounting, and Financial Statement Presentation

The government-wide financial statements are reported using the *economic resources measurement focus* and the *accrual basis of accounting*, as is the proprietary fund financial statements. The agency fund does not have a measurement focus but is reported using the accrued basis of accounting. Revenues are recorded when earned and expenses are recorded when a liability is incurred, regardless of the timing of related cash flows. Property taxes are recognized as revenues in the year for which they are levied. Grants and similar items are recognized as revenue as soon as all eligibility requirements imposed by the provider have been met.

Governmental fund financial statements are reported using the *current financial resources measurement focus* and the *modified accrual basis of accounting*. Revenues are recognized as soon as they are both measurable and available. Revenues are considered to be *available* when they are collectible within the current period or soon enough thereafter to pay liabilities of the current period. For this purpose, the government considers revenues to be available if they are collected within 60 days of the end of the current fiscal period. Expenditures generally are recorded when a liability is incurred, as under accrual accounting. However, debt service expenditures, as well as expenditures related to compensated absences and claims and judgments, are recorded only when payment is due or has matured.

Property taxes and property tax interest, specific ownership taxes and investment income are all considered to be susceptible to accrual. All other revenue items are considered to be measurable and available only when cash is received by the District.

Proprietary funds distinguish operating revenues and expenses from non-operating items. Operating revenues and expenses generally result from providing services and producing and delivering goods in connection with a proprietary fund's principal ongoing operations. The principal operating revenues of the District enterprise fund are charges to customers for sales and services. Operating expenses for the District's Enterprise Fund include the

Notes to the Basic Financial Statements

cost of sales and services, administrative expenses, and depreciation on capital assets. All revenues and expenses not meeting this definition are reported as non-operating revenues and expenses.

D. Assets, Liabilities, Deferred Inflows/Outflows of Resources, and Net Position or Fund Balances

Deposits and Investments

The District’s cash and cash equivalents are considered to be cash on hand, demand deposits, and short-term investments with original maturities of three months or less from the date of acquisition, which includes local government investment pools and money market funds. State statutes govern the District’s deposits of cash and investments. Investments for the District are reported at fair value, except for money market funds which are reported at amortized cost. Fair value is the price that would be received to sell an asset or paid to transfer a liability in an orderly transaction between market participants at the measurement date. Fair value is a market-based measurement, not an entity-specific measurement. For some assets and liabilities, observable market transactions or market information might be available; for others, it might not be available. However, the objective of a fair value measurement in both cases is the same – that is, to determine the price at which an orderly transaction to sell the asset or to transfer the liability would take place between market participants at the measurement date under current market conditions. Fair value is an exit price at the measurement date from the perspective of a market participant that controls the asset or is obligated for the liability.

Receivables and Payables

Activities between funds that are representative of lending/borrowing arrangements outstanding at the end of the fiscal year are referred to as “internal balances.” Notes receivable represent receivable from employees for the home ownership program as discussed in Note 12, net of an allowance for forgiveness of accounts of \$198,571.

Investments in Reservoir Stock and Contracts

The District has certain contracted interests in water through its shares in the Grand County Mutual Ditch and Reservoir Company, Eagle Park Reservoir Company and purchase of water rights through contracts with Ruedi Reservoir. See Note 10 regarding the participation in joint ventures related to the Grand County Mutual Ditch and Reservoir Company and the Eagle Park Reservoir Company. See Note 11 regarding Ruedi Reservoir water contracts with the Bureau of Reclamation.

Capital Assets

Capital assets, which include property, plant, and equipment, are reported in the applicable governmental or business-type activities columns in the government-wide financial statements. Capital assets are defined by the District as assets with an initial individual cost of more than \$5,000 and an estimated useful life in excess of three years. Such assets are recorded at historical cost or estimated historical cost if purchased or constructed. The costs of normal maintenance and repairs that do not add to the value of the asset or materially extend assets lives are not capitalized. Interest incurred during the construction phase of capital assets of the District’s Enterprise Fund is included as part of the capitalized value of the assets constructed. No interest was capitalized in the current year.

Property, plant and equipment of the District are depreciated using the straight line method over the following estimated useful lives:

Dam	75 years
Building	40 years
Recreation area	20 - 40 years
Equipment	4 - 10 years

Notes to the Basic Financial Statements

Compensated Absences

The District has the following policy for earning compensated vacation pay.

1 – 6 years	12 days
6 – 12 years	18 days
12 – 18 years	24 days
18 or more years	30 days

The liabilities for accumulated vacation are accrued when incurred in the District-wide and proprietary fund financial statements. A liability for these amounts is reported in governmental funds only if they have matured, for example, as a result of employee leave, resignations and retirements.

The District has the following policy for compensated sick leave pay: Regular Full-Time employees accrue sick leave at the rate of 1 day per month (12 days per year). Regular Part-Time employees accrue sick leave at the rate of ½ day per month (6 days per year). Employees are allowed to accumulate sick leave throughout the entire period of employment, up to a maximum of 90 days. Sick leave below the maximum of 90 days unused upon termination does not convey any monetary benefit to the employee, nor can it be used for continuation of pay or benefits beyond normal termination. Upon the end of each calendar year, accrued sick leave above 90 days must be converted at the rate of 2 to 1 as a cash equivalent contribution to the employee's Retirement Health Savings Account (RHS) plan in January of the following year. The accrued compensated absences, attributable to the governmental activities, are generally liquidated by the General Fund.

Long-term Obligations

In the government-wide financial statements, and proprietary fund types in the fund financial statements, long-term debt and other long-term obligations are reported as liabilities in the applicable governmental activities, business-type activities, or proprietary fund type statement of net position.

Unearned Revenues

In the Enterprise fund and business type activities column of the statement of net position, unearned revenue represents billings on the sale of water that have not yet been earned.

Interfund activity

Exchange transactions between funds are reported as revenues in the seller funds and as expenditure/expenses in the purchaser funds. Flows of cash or goods from one fund to another without a requirement for repayment are reported as interfund transfers. Interfund transfers are reported as other financing sources/uses in governmental funds and after non-operating revenues/expenses in proprietary funds. Repayments from funds responsible for particular expenditures/expenses to the funds that initially paid for them are not presented on the financial statements.

Deferred outflows/inflows of resources

In addition to assets, the statement of financial position will sometimes report a separate section of deferred outflows of resources. This separate financial statement element, *deferred outflows of resources*, represents a consumption of net position that applies to a future period(s) and so will *not* be recognized as an outflow of resources (expense/expenditure) until then. The District does not report any items that qualify as a deferred outflow of resources.

In addition to liabilities, the statement of financial position will sometimes report a separate section for deferred inflows of resources. This separate financial statement element, *deferred inflows of resources*, represents an acquisition of net position that applies to a future period(s) and so will *not* be recognized as an inflow of resources (revenue) until that time. The District has only one type of item that qualifies for reporting in this category. Accordingly, the item, *unavailable revenue*, is reported in the governmental funds balance sheet and in the District-wide Statement of Net Position, which represents unavailable revenues from one source, property taxes. This amount is deferred and recognized as an inflow of resources in the period for which the taxes are levied.

Notes to the Basic Financial Statements

Fund Balance

The District has adopted GASB Statement No. 54, “Fund Balance Reporting and Governmental Fund Type Definitions.” This Statement is intended to improve the usefulness of information provided to financial report users about fund balance by providing clearer, more structured fund balance classifications and clarifying the definitions of existing governmental fund types. As a result, fund balances are reported in classifications based on the extent to which the District is bound to honor constraints for specific purposes on which amounts in the Fund can be spent. In the governmental fund financial statements, fund balances can be classified as follows:

Nondisposable: Amounts which cannot be spent either because they are in a nondisposable form or because they are legally or contractually required to be maintained intact.

Restricted: Amounts restricted to specific purposes when constraints placed on the use of the resources are either externally imposed by creditors, grantors or state or federal laws or imposed by law through constitutional provisions or enabling legislation.

Committed: Amounts which can be used only for specific purposes pursuant to constraints formally imposed by the Board through resolution approved prior to year-end. Those committed amounts cannot be used for any other purpose unless the Board removes or changes the specified use by taking the same action it employed to commit those amounts.

Assigned: Amounts constrained by the District’s intent to use them for a specific purpose. The authority to assign fund balance has been delegated to the General Manager, or designee.

Unassigned: All amounts not included in other spendable classifications. The General Fund is the only fund that would report a positive amount in unassigned fund balance.

Fund balance flow assumption

When both unassigned and restricted or assigned resources are available for use, it is the District’s policy to use restricted or assigned resources first, then unassigned resources as needed.

Net Position

Represent the difference between assets, liabilities, and deferred inflows of resources. Net investment in capital assets, consists of capital assets, net of accumulated depreciation, reduced by the outstanding balances of any borrowings used for the acquisition, construction or improvement of those assets, if any. Net position is reported as restricted when there are limitations imposed on their use through enabling legislation or through external restrictions imposed by creditors, grantors or laws or regulations of other governments. As of December 31, 2018, the District has \$133,418 of restricted net position for enabling legislation for emergencies. Unrestricted net position consists of net position that does not meet the definition of “restricted” or “net investment in capital assets.”

Net position flow assumption

Sometimes the District will fund outlays for a particular purpose from both restricted (e.g. restricted grant proceeds) and unrestricted resources. In order to calculate the amounts to report as restricted – net position and unrestricted – net position in the government-wide and proprietary fund financial statements, a flow assumption must be made about the order in which the resources are considered to be applied. It is the District’s policy to consider restricted – net position to have been depleted before unrestricted – net position is applied.

Property Taxes

Property taxes attach as an enforceable lien on property as of January 1. Taxes may be paid in two equal payments. To avoid penalties, the first half must be paid before March 1, and the second half must be paid on or before June 15. Alternatively, the taxes may be paid in full by April 30. All unpaid tax becomes delinquent June 16. Property taxes are levied and collected on behalf of the District by various counties and are reported as revenue by the District in the year in which the tax is budgeted and levied. Since the 2018 tax levy is budgeted and levied for the fiscal year 2019, the revenue from this tax levy has been reported as a deferred inflow of resources in both the Fund and the District-wide financial statements.

Notes to the Basic Financial Statements

2. Interfund Receivables/Payables and Transfers

Figure 1 - Individual interfund receivable and payable balances as of December 31, 2018 are as follows:

	Due From Other Funds	Due to Other Funds
Major funds:		
General fund	\$ 2,562	\$ -
Capital projects fund	49,773	-
Enterprise fund	-	52,335
	<u>\$ 52,335</u>	<u>\$ 52,335</u>

Interfund balances result from the time lag between the dates that 1) interfund goods or services are provided or reimbursable expenditures occur, 2) transactions are recorded and 3) payments between funds are made.

The following is a schedule of transfers as included in the basic financial statements of the District:

	Transfers In	Transfers Out
General fund	\$ -	\$ -
Capital projects fund	-	-
	<u>\$ -</u>	<u>\$ -</u>

Transfers are used to (1) move revenues from the fund that statute or budget requires to collect them to the fund that statute or budget requires to expend them and (2) use unrestricted revenues collected in the General fund to finance various programs accounted for in other funds in accordance with budgetary authorization.

3. Stewardship, Compliance, and Accountability

Annual budgets are adopted on a basis consistent with generally accepted accounting principles for the General and Capital Project funds. The Enterprise fund is presented on the basis of revenue, lease receipts, and expenditures. All annual appropriations lapse at fiscal year-end. Encumbrances are not employed by the District.

4. Cash, Cash Equivalents, and Investments

A reconciliation of cash, cash equivalents and investments as shown in the financial statements is as follows:

Figure 2 - Cash and Investments

	Balance as of December 31, 2018		
Cash on hand	\$ 384		
Deposits	5,451,590		
Investments	26,349,853		
	<u>\$ 31,801,827</u>		
	Government-wide Statement of Net Position	Fiduciary Funds Statement of Net Position	Total
Cash on Hand/Checking/Money Market	\$ 5,384,004	\$ 67,970	\$ 5,451,974
Local Government Investment Pools (LGIP)	12,155,306	-	12,155,306
Total Cash and Cash Equivalents	<u>17,539,310</u>	<u>67,970</u>	<u>17,607,280</u>
Investments	\$ 14,194,547	\$ -	14,194,547
Total cash, cash equivalents, and investments reported in District financial statements	<u>\$ 31,733,857</u>	<u>\$ 67,970</u>	<u>\$ 31,801,827</u>

Notes to the Basic Financial Statements

Interest rate risk: Interest rate risk is the extent to which changes in interest rates will adversely affect the fair value of an investment. The District maintains an investment policy that limits investment maturities to five years for the General Fund and ten years for the Enterprise Fund, as a means of managing its exposure to fair value losses arising from increasing interest rates and to avoid undue concentration in any sector of the yield curve. Investments subject to interest rate risk disclosures are shown below.

Figure 3 - Investments as of December 31, 2018

Investment name	Maturity	Fair value
Certificates of Deposit:		
Wells Fargo	03/11/19	244,586
CitiBank	04/13/20	244,162
Ally	04/27/20	241,727
Sallie Mae	04/27/20	241,727
First Bank	12/07/20	107,865
CCB Utah	10/29/21	233,554
CapOne	11/02/21	233,595
CapOne	11/02/21	233,595
Discover	11/02/21	233,595
Amer. Express	12/01/21	236,217
Goldman Sachs	04/26/22	238,214
Amer. Express	05/03/22	236,374
Synchrony	06/02/22	131,049
UBS	06/13/23	123,664
U.S. Government Agencies:		
FFCB	02/19/19	499,225
FFCB	02/22/19	499,185
FFCB	05/23/19	497,590
FFCB	03/02/20	493,445
FFCB	03/01/21	490,420
FFCB	09/08/26	928,120
FFCB	07/13/20	1,010,173
FNMA	09/24/20	489,825
FNMA	12/23/20	491,400
FNMA	07/27/21	966,115
FHLB	10/11/19	493,900
FHLB	10/25/23	478,955
FHLB	07/19/24	952,610
FHLMC	07/27/26	471,650
FHLMC	03/30/21	495,680
FHLMC	04/28/21	987,320
U.S. Treasury Note	10/31/21	969,010
Total		\$ 14,194,547

Notes to the Basic Financial Statements

Credit Risk: Credit risk is the risk that an issuer of an investment will not fulfill its obligation to the holder of the investment. This is measured by the assignment of a rating by a nationally recognized statistical rating organization. Colorado statutes specify investment instruments meeting defined rating and risk criteria in which local governments may invest which include:

- Obligations of the United States and certain U.S. government agency securities
- Certain international agency securities
- General Obligation and revenue bonds of U.S. local government entities
- Bankers’ acceptances of certain banks
- Commercial paper
- Written repurchase agreements collateralized by certain authorized securities
- Certain money market funds
- Guaranteed investment contracts
- Local government investment pools

State law limits investments to those where the issuer is rated in one of the three highest rating categories by one or more nationally recognized organizations that rate such issuers. At December 31, 2018, the District’s investments in debt securities were rated as follows:

Figure 4

Investment	Rating	Company	Rating	Company
FHLB	AA+	Standard & Poor's	Aaa	Moody's
FFCB	AA+	Standard & Poor's	Aaa	Moody's
FNMA	AA+	Standard & Poor's	Aaa	Moody's
FHLMC	AA+	Standard & Poor's	Aaa	Moody's

The District’s certificates of deposit were not rated but were FDIC insured.

Concentration of credit risk: The concentration of credit risk, or the risk of loss attributed to the magnitude of a government’s investment in a single issuer, occurs when deposits are not diversified. It is the policy of the District to invest public funds in a manner which will provide the highest investment return with the maximum security, meet the daily cash flow demands of the District, and conform to all federal and state statutes governing the investment of public funds. This policy applies to the investment of all financial assets of all funds of the District over which it exercises financial control. In addition, it is also the policy of the District that no more than 50% of the District’s funds may be invested in any single money market mutual fund or in any single local government investment pool (LGIP). As of December 31, 2018, the District invested in three LGIPs (COLOTRUST PRIME, COLOTRUST PLUS and CSAFE) and one Institutional Money Market Funds none of which exceeded 50% of the total District funds.

COLOTRUST PRIME, COLOTRUST PLUS and CSAFE are Registered Local Government Investment Pools with the Colorado Division of Securities and meet Standard & Poor’s investment guidelines to achieve an AAAM Rating, the highest attainable rating for a LGIP. All three pools are regulated by the Colorado Securities Commissioner, with quarterly reporting and annual audits required. Pool investments consist of U.S. Treasury bills, notes and note strips, commercial paper allowed by state statute and repurchase agreements collateralized by U.S. Treasury securities and or instrumentalities. A designated custodial bank provides safekeeping and depository services in connection with the direct investment and withdrawal functions. Securities owned by the pools are held by the Federal Reserve Bank in the account maintained for the custodial bank. The custodian’s internal records identify the investments owned by the specific pool. The COLOTRUST pools seek to maintain a constant net asset value of \$1 per share and are reported at fair value measured using NAV by the District, the CSAFE pool value is reported at amortized cost.

Notes to the Basic Financial Statements

The District also maintains other investment policies to ensure proper diversification by security type and institution. Investments in any one issuer that represent 5 percent or more of the District's total investments are as follows:

FFCB – 31.13%
FNMA – 13.72%
FHLB – 13.57%
FHLMC – 13.77%

Investments issued or explicitly guaranteed by the US government and investments in mutual funds, external investment pools, and other pooled investments are excluded from concentration of credit risk.

Custodial Credit risk:

Deposits

Custodial credit risk for deposits is the risk that, in the event of a failure of a depository financial institution, an entity will not be able to recover its deposits or will not be able to recover collateral securities that are in the possession of an outside party. The District's monies from various funds are consolidated into a unified portfolio to maximize earnings. Earnings from the portfolio are distributed based on monthly Funds' balances.

The Colorado Public Deposit Protection Act (PDPA) requires that all units of local government deposit cash in eligible public depositories. Eligibility is determined by state regulators. The eligible depository is required to pledge to the Colorado Division of Banking a pool of collateral having a market value that at all times exceeds 102 percent of uninsured aggregate public deposits. The eligible collateral is determined by the PDPA, which includes obligations of the United States, the State of Colorado, local Colorado governments, and obligations secured by first lien mortgages on real property located in the state. PDPA allows the institution to create a single collateral pool for all public funds. The pool is maintained by another institution or held in trust for all uninsured public deposits as a group. The State Regulatory Commissions for banks and financial services are required by statute to monitor the naming of eligible depositories and reporting of the uninsured deposits and assets maintained in the collateral pools. There is no custodial credit risk for public deposits collateralized under PDPA. The District's bank deposits were entirely covered by federal depository insurance (FDIC) or collateralized under PDPA in accordance with state statute.

Investments

Custodial credit risk for investments is the risk that, in the event of the failure of the counter-party (e.g. broker-dealer) to a transaction, an entity will not be able to recover the value of its investment or collateral securities that are in the possession of another party. As of December 31, 2018, the District's investments were not exposed to custodial credit risk.

The District was not subject to foreign currency risk as of December 31, 2018.

Fair Value Measurement: The District categorizes its fair value measurements within the fair value hierarchy established by generally accepted accounting principles. The hierarchy is based on the valuation inputs used to measure the fair value of the assets and liabilities and gives the highest priority to Level 1 measurements and the lowest priority to Level 3 measurements. These measurements are described as follows:

Level 1 – Unadjusted quoted prices for identical instruments in active markets

Level 2 – Quoted prices for similar instruments in active markets, quoted prices for identical or similar instruments in markets that are not active, and model-derived valuations in which all significant inputs are observable.

Level 3 – Valuations derived from valuation techniques in which significant inputs are unobservable.

Notes to the Basic Financial Statements

Inputs: If the fair value of an asset or a liability is measured using inputs from more than one level of the fair value hierarchy, the measurement is considered to be based on the lowest priority level input that is significant to the entire measurement.

The District has the following recurring fair value measurements as of December 31, 2018:

	12/31/2018	Fair Value Measurements Using		
		(Level 1)	(Level 2)	(Level 3)
Investments by fair value level				
Certificates of Deposit	2,979,924	2,979,924	-	-
U.S. Government Agencies	10,245,613	10,245,613	-	-
U.S. Treasury Notes	969,011	969,011	-	-
		<u>14,194,548</u>	-	-
Investments measured at NAV				
Colotrust	9,017,190			
Investments measured at amortized cost				
Money Market Mutual Funds	733			
CSAFE	3,137,383			
	<u>26,349,854</u>			

5. Pension and Deferred Compensation and RHS Plans

Pension Plan

The District provides pension benefits for all of its full-time employees through a defined contribution plan known as the Colorado River Water Conservation District Pension Plan. In a defined contribution plan, benefits depend solely on amounts contributed to the plan plus investment earnings. The plan is administered by ICMA-RC. Employees are eligible to participate after one year of service. The District contributes 10% of the employee’s annual compensation. The pension contribution rate was established by, and can only be amended with, the approval of the Board of Directors. The District’s contributions for all currently active employees (and investment earnings allocated to the employee’s account) are now fully vested.

The District’s total gross payroll for 2018 was \$2,762,155. The District’s contributions were calculated using a base salary amount for eligible employees of \$2,543,388. The District made the required 10% contribution totaling \$254,339.

There are 34 participants in the plan (including 9 who are not current employees). As of December 31, 2018, the accumulated plan assets were \$5,916,021. The assets in the pension plan experienced a loss of \$351,208 in 2018. The plan assets are reported at fair value using quoted market prices.

Deferred Compensation Plan

The District provides all employees with the opportunity to participate in a deferred compensation plan. All assets of the plan belong to the plan participants. At December 31, 2018 the plan net assets were \$5,677,315. The District has elected to match employee contributions up to \$2,400 per year per employee between the 457 and RHS plans. The contributions are based on their age as follows: Under 40 - \$2,400; 40 up to 50 - \$1,600; 50 up to 55 - \$800; 55 and older – No Match. During the year, the District contributed \$25,967 in matching funds. This plan is administered by ICMA-RC.

RHS (Retirement Health Saving) Plan

The District contributes to employee plans by two defined methods: 1) Excess sick (over 720 hours) and excess vacation (2x annual accrual) on a 2-1 ratio, 2) Matching contributions up to \$2,400 depending on the employee’s age as follows: Under 40 – No Match; 40 up to 50 - \$800; 50 up to 55 - \$1,600; 55 and older - \$2,400. During

Notes to the Basic Financial Statements

the year the District contributed \$43,164 for a year-end accumulated plan asset balance of \$1,546,117. This plan is also administered by ICMA-RC.

6. Net Investment in Sales-Type Lease for the year ended December 31, 2018

Figure 5 - Components of Investment in Sales-type Lease

Description	<u>Amount</u>
Net minimum lease payments receivable	\$ 4,500,000
Less unearned income (representing interest)	<u>(287,490)</u>
Net investment in sales-type lease	<u>\$ 4,212,510</u>

The District’s leasing operation consists of the leasing of storage space in a reservoir and use of water therein to Denver Water. The revenues under this lease are pledged as collateral under the loan with the Colorado Water Conservation Board (see note 7), prior to the loan being paid off in 2016.

Figure 6 - Maturities Under Sales-type Lease

Year	<u>Interest</u>	<u>Principal</u>	<u>Total</u>
2019	238,518	2,761,482	3,000,000
2020	48,972	1,451,028	1,500,000
Total	<u>\$ 287,490</u>	<u>\$ 4,212,510</u>	<u>\$ 4,500,000</u>

7. Long-term Liabilities

Figure 7 - Long-term Liabilities Activity for the year ended December 31, 2018

Description	<u>Beginning Balance</u>	<u>Additions</u>	<u>Reductions</u>	<u>Ending Balance</u>	<u>Due Within One Year</u>
Government Activities:					
Compensated absences	\$ 273,498	\$ 168,593	\$ 166,277	\$ 275,814	\$ 275,814
Long-term Liabilities	<u>\$ 273,498</u>	<u>\$ 168,593</u>	<u>\$ 166,277</u>	<u>\$ 275,814</u>	<u>\$ 275,814</u>
Business-type Activities:					
Compensated absences	\$ 111,297	\$ 63,950	\$ 58,493	\$ 116,754	\$ 116,754
Long-term Liabilities	<u>\$ 111,297</u>	<u>\$ 63,950</u>	<u>\$ 58,493</u>	<u>\$ 116,754</u>	<u>\$ 116,754</u>

The District does not have any note payables as of December 31, 2018.

Notes to the Basic Financial Statements

8. Capital Assets

Figure 9 - Capital Asset Activity for the year ended December 31, 2018

	<u>Beginning Balance</u>	<u>Additions</u>	<u>Retirements</u>	<u>Ending Balance</u>
Governmental Activities:				
Capital Assets, not being depreciated:				
Land	\$ 115,000	\$ -	\$ -	\$ 115,000
Total capital assets, not being depreciated	<u>115,000</u>	<u>-</u>	<u>-</u>	<u>115,000</u>
Capital Assets, being depreciated:				
Building	1,201,289	-	-	1,201,289
Equipment, Furniture and Fixtures	402,607	8,518	(43,660)	367,465
Total capital assets, being depreciated	<u>1,603,896</u>	<u>8,518</u>	<u>(43,660)</u>	<u>1,568,754</u>
Less accumulated depreciation for:				
Building	(574,796)	(33,564)	-	(608,360)
Equipment, Furniture and Fixtures	(374,538)	(13,827)	43,660	(344,705)
Total accumulated depreciation	<u>(949,334)</u>	<u>(47,391)</u>	<u>43,660</u>	<u>(953,065)</u>
Total capital assets, being depreciated, net	<u>654,562</u>	<u>(38,873)</u>	<u>-</u>	<u>615,689</u>
Governmental activities capital assets, net	<u>\$ 769,562</u>	<u>\$ (38,873)</u>	<u>\$ -</u>	<u>\$ 730,689</u>
Business-type activities:				
Capital assets, not being depreciated:				
Land	\$ 3,091,477	\$ -	\$ -	\$ 3,091,477
Total capital assets, not being depreciated	<u>3,091,477</u>	<u>-</u>	<u>-</u>	<u>3,091,477</u>
Capital assets, being depreciated:				
Building	1,482,571	16,439	-	1,499,010
Dam Project	64,844,634	635,948	-	65,480,582
Recreation Area	1,074,186	77,519	-	1,151,705
Vehicles and Other Equipment	311,868	119,768	-	431,636
Total capital assets, being depreciated	<u>67,713,259</u>	<u>849,674</u>	<u>-</u>	<u>68,562,933</u>
Less accumulated depreciation for:				
Building	(301,772)	(42,879)	-	(344,651)
Dam Project	(14,234,492)	(894,895)	-	(15,129,387)
Recreation Area	(554,256)	(36,071)	-	(590,327)
Vehicles and Other Equipment	(247,691)	(25,649)	-	(273,340)
Total accumulated depreciation	<u>(15,338,211)</u>	<u>(999,494)</u>	<u>-</u>	<u>(16,337,705)</u>
Total capital assets, being depreciated, net	<u>52,375,048</u>	<u>(149,820)</u>	<u>-</u>	<u>52,225,228</u>
Business-type activities capital assets, net	<u>\$ 55,466,525</u>	<u>\$ (149,820)</u>	<u>\$ -</u>	<u>\$ 55,316,705</u>

The depreciation expense, for governmental activities, is shown as unallocated on the Statement of Activities.

Notes to the Basic Financial Statements

9. Commitments and Contingencies

Risk Management

The District is exposed to various risks of loss related to injuries of employees while on the job, property loss and torts committed by the District or its employees. The District has purchased commercial insurance to cover these potential losses. There has been no significant reduction in insurance coverage. Settlement amounts have not exceeded insurance coverage for the current year or the three prior years.

TABOR Amendment

Colorado voters passed an amendment to the State Constitution, Article X, Section 20, also known as the Tax Payers Bill of Rights (TABOR) Amendment or Amendment 1, which has several limitations, including revenue raising, spending abilities, and other specific requirements for state and local governments. The amendment is complex and subject to judicial interpretation. The District believes it is in compliance with the requirements of the amendment. However, the District has made certain interpretations of the amendment's language in order to determine its compliance. As of December 31, 2018, the amount required as an emergency reserve in compliance with the amendment is \$133,418 and is shown as a restriction of fund balance and net position in the General Fund and governmental activities, respectively.

Other Legal Matters

As a result of its involvement with matters of water rights, in the normal course of business the District becomes party to various claims and litigation regarding such matters. While it is reasonable to expect that some of these cases will result in an unfavorable outcome to the District, legal counsel for the District believes any such unfavorable outcome would not materially affect the District's financial position.

Commitments

In a 2011 and 2012 agreement, the District committed to two credits for Tri-State Generation & Transmission Association, INC. In exchange for Tri-State abandoning and cancelling certain water rights, the District agrees to provide Tri-State a \$75,000 credit towards service charges for Elkhead Reservoir operations, water marketing, or a combination of the two. The credit is redeemable in annual increments not to exceed \$12,500 per year, and is non-transferrable. The 2011 agreement, for \$25,000, expires November 29, 2031. The 2012 agreement, for \$50,000, expires January 11, 2032.

Notes to the Basic Financial Statements

10. Joint Ventures

A) The District participates in a joint venture with the Bluestone Water Conservancy District. The original joint venture, the Bluestone Management Committee, was formed to provide for the collection of revenues on water that has been leased to outside parties. This joint venture does not meet the criteria for inclusion within the reporting entity because it has a separate governing board from that of the District, and the District appoints only half of the members of the Board. In March of 2015 the Bluestone Management Committee, formed the Kobe Water Authority and obtained their own EIN.

Financial statements of the Bluestone Management Committee and the Kobe Water Authority can be obtained from the District.

B) The District participates in a joint venture with Grand County Mutual Ditch and Reservoir Company, a nonprofit organization. The Company was formed to purchase shares of the Grand County Irrigation & Land Co including the right to request or receive delivery of water and all beneficial right, title and interest in and to all water rights represented by said shares. The Grand County Mutual Ditch and Reservoir Company issued twenty four shares of common stock allocated proportionally as four shares to the six separate legal entities, including the Colorado River Water Conservation District. The Board of Directors consists of 6 members, one from each of the six shareholders. The District has an ongoing equity interest in the Grand County Mutual Ditch and Reservoir Company of 16.7% or 1/6. As of December 31, 2018, the District's investment in this Company totaled \$217,712. Separate audited financial statements of the Grand County Mutual Ditch Company can be obtained from their office at P.O. Box 824 Winter Park, Colorado 80482.

C) The District participates in a joint venture with Eagle Park Reservoir Company, a nonprofit organization along with three other separate legal entities. The Company was formed to acquire water diversion, storage facilities and water rights and operate its water storage facilities located in Eagle County, Colorado, and to deliver water on behalf of its stockholders. The District has a 7.98% interest in the Eagle Park Reservoir Company and currently owns 2,065 of Class A stock out of a total of 25,890 shares and 225 Class B stock of a total of 1000 shares. As of December 31, 2018, the District's investment in this Company totaled \$2,365,807. Separate audited financial statements of the Eagle Park Reservoir Company can be obtained from their office at 846 Forest Road, Vail Colorado 81657.

11. Water-purchase Contracts

The District has four contracts in place for the purchase of water from the Bureau of Reclamation's Ruedi Reservoir. The District obtained these water contracts for use in the operations of its Colorado River Water Projects Enterprise fund. The investment in these contracts is being amortized over the life of the agreements (25 years) through 2032. The total value of these contracts is \$3,341,718, net of accumulated amortization of \$3,854,061 and is recorded as an investment in Ruedi Reservoir Contracts on the Statement of Net Position.

12. Employee Home Ownership Program

In 2008, the Board approved an Employee Home Ownership Program. Employees may be eligible for up to 20% of the purchase price or \$50,000, whichever is less. Up to 60% of the loan could be forgiven contingent upon 15 years of continuous employment. As of December 31, 2018, eleven employees have enrolled in this program. The balance of the note receivable from employees as of December 31, 2018 was \$205,027 net of an allowance for doubtful accounts of \$198,571, which is recorded in both the General Fund and the Enterprise Fund.

Required Supplementary Information

Schedule of Revenues, Expenditures and Changes in Fund Balances – Budget and Actual (Budgetary Basis) – General Fund

December 31, 2018	Original Budget	Final Budget	Actual	Variance With Final Budget Favorable (Unfavorable)
Revenues				
Property taxes	\$ 4,203,314	\$ 4,115,631	\$ 4,094,087	\$ (21,544)
Specific ownership taxes	279,420	322,500	343,824	21,324
Investment income	18,538	26,859	27,040	181
Property Tax Interest	-	-	8,175	8,175
Miscellaneous	6,271	7,500	6,806	(694)
Total Revenues	\$ 4,507,543	\$ 4,472,490	\$ 4,479,932	\$ 7,442
Expenditures				
<i>Current Operating</i>				
County treasurers' fees	145,284	146,830	142,886	3,944
Directors' fees, salary and expense	69,280	64,890	53,676	11,214
Professional and legal	3,522,018	3,311,204	2,998,014	313,190
General government	274,104	265,900	185,874	80,026
External affairs	239,625	198,750	127,954	70,796
Project expense	656,121	606,509	538,998	67,511
Emergency and contingency	142,834	133,418	-	133,418
Total Expenditures	\$ 5,049,266	\$ 4,727,501	\$ 4,047,402	\$ 680,099
Excess (Deficiency) of Revenues Over Expenditures	\$ (541,723)	\$ (255,011)	\$ 432,530	
Other Financing (Uses)				
Operating transfers in (out)	-	-	-	
Total Other Financing (Uses)	-	-	-	
Excess (Deficiency) of Revenues and Other Financing Sources over Expenditures and Other Financing Uses	\$ (541,723)	\$ (255,011)	432,530	
Fund Balance - Beginning of Year			<u>1,884,790</u>	
Fund Balance - End of Year			<u>\$ 2,317,320</u>	

Supplementary Information

Statement of Property Taxes Collected Compared to Budget – General Fund

December 31, 2018			Variance Favorable
<u>County</u>	<u>Budget</u>	<u>Actual</u>	<u>(Unfavorable)</u>
Delta	\$ 74,926	\$ 71,632	\$ (3,294)
Eagle	790,961	786,655	(4,306)
Garfield	553,369	549,961	(3,408)
Grand	167,508	160,966	(6,542)
Gunnison	149,156	151,127	1,971
Hinsdale	13,762	13,157	(605)
Mesa	469,115	456,702	(12,413)
Moffat	98,216	98,081	(135)
Montrose	122,527	118,489	(4,038)
Ouray	40,175	39,446	(729)
Pitkin	787,768	786,983	(785)
Rio Blanco	209,095	207,508	(1,587)
Routt	274,708	282,735	8,027
Saguache	891	889	(2)
Summit	474,327	447,191	(27,136)
Total Property Taxes	<u>\$ 4,226,504</u>	<u>\$ 4,171,522</u>	<u>\$ (54,982)</u>
Delinquent Taxes	-	6,141	6,141
Less: Tax Credits & Tax Abatements	<u>-</u>	<u>(83,576)</u>	<u>(83,576)</u>
Total Property Taxes Collected	<u><u>\$ 4,226,504</u></u>	<u><u>\$ 4,094,087</u></u>	<u><u>\$ (132,417)</u></u>

Schedule of Revenues, Expenditures and Changes in Fund Balance – Budget and Actual – Capital Projects Fund

December 31, 2018	<u>Original Budget</u>	<u>Final Budget</u>	<u>Actual</u>	<u>Variance With Final Budget Favorable (Unfavorable)</u>
Revenues				
Investment Income (Loss)	\$ 10,000	\$ 50,000	\$ 61,133	\$ 11,133
Miscellaneous	-	-	-	-
Total Revenues	<u>\$ 10,000</u>	<u>\$ 50,000</u>	<u>\$ 61,133</u>	<u>\$ 11,133</u>
Expenditures				
Grant program	\$ 250,000	\$ 280,403	\$ 163,663	\$ 116,740
Other capital outlay	138,900	14,500	18,374	(3,874)
Other	20,000	10,500	10,491	9
Total Expenditures	<u>\$ 408,900</u>	<u>\$ 305,403</u>	<u>\$ 192,528</u>	<u>\$ 112,875</u>
Excess of Revenues Over (Under) Expenditures	<u>\$ (398,900)</u>	<u>\$ (255,403)</u>	<u>\$ (131,395)</u>	
Other Financing Sources				
Transfers in	-	-	-	
Total Other Financing Sources	<u>\$ -</u>	<u>\$ -</u>	<u>\$ -</u>	
Excess (Deficiency) of Revenues and Other Financing Sources Over Expenditures and Other Financing Uses	<u>\$ (398,900)</u>	<u>\$ (255,403)</u>	<u>\$ (131,395)</u>	
Fund Balance - Beginning of Year			<u>\$ 4,170,679</u>	
Fund Balance - End of Year			<u>\$ 4,039,284</u>	

Schedule of Revenues, Expenditures and Changes in Net Position– Budget and Actual (Budgetary Basis) Colorado River Water Projects Enterprise Fund

December 31, 2018	Original Budget	Final Budget	Actual	Variance With Final Budget Favorable (Unfavorable)
Receipts				
Denver Water lease receipts	\$ 3,000,000	\$ 3,000,000	\$ 3,000,000	\$ -
Sale of water including capital contributions	1,205,000	1,143,200	1,191,196	47,996
Investment Income (loss)	100,000	300,000	249,769	(50,231)
Miscellaneous	97,000	100,000	180,659	80,659
Joint Venture Income	-	12,500	(3,549)	(16,049)
Management Fee	5,000	15,000	13,095	(1,905)
Project Contributions	2,145,000	3,609,212	650,657	(2,958,555)
Grant	70,000	275,466	200,049	(75,417)
Elkhead Operations Reimbursements	253,875	310,878	310,878	-
Total Receipts	\$ 6,875,875	\$ 8,766,256	\$ 5,792,754	\$ (2,973,502)
Expenditures				
Directors' salaries, fees and expenses	23,110	21,130	17,003	4,127
Staff salaries	865,831	851,685	928,143	(76,458)
Salary overhead	334,249	318,098	326,538	(8,440)
Travel & Education	73,225	59,884	52,694	7,190
Legal	120,750	84,500	36,466	48,034
Administrative expenses	145,172	158,050	139,665	18,385
External affairs	79,875	66,250	42,572	23,678
Technical support	104,271	316,824	295,040	21,784
Capital outlay	-	-	-	-
Wolford Mountain	1,789,200	1,156,450	108,127	1,048,323
Mitigation	200,000	35,000	19,201	15,799
Yampa Projects	320,290	214,851	116,481	98,370
Eagle River projects	32,000	32,000	31,648	352
Roaring Fork Projects	33,000	41,724	41,679	45
Project Development	3,537,000	3,423,000	773,795	2,649,205
Debt service-principal	-	-	-	-
Debt service - interest	-	-	-	-
Total Expenditures	\$ 7,657,973	\$ 6,779,446	\$ 2,929,052	\$ 3,850,394
Excess of Receipts Over (Under) Expenditures	\$ (782,098)	\$ 1,986,810	\$ 2,863,702	
Reconciliation of Budgetary Basis to GAAP Basis:				
Depreciation and amortization			(1,278,387)	
Remove Capital Outlay			-	
Remove Denver Water lease receipts			(3,000,000)	
Remove Debt Service Principal			-	
Add Denver Water interest income			415,889	
Change in net assets - GAAP basis			\$ (998,796)	

Schedule of Changes in Assets and Liabilities - Agency Fund

December 31, 2018

	<u>Balance</u> <u>January 1, 2018</u>	<u>Additions</u>	<u>Deductions</u>	<u>Balance</u> <u>December 31, 2018</u>
Assets				
Cash and investments	\$ 13,455	\$ 57,021	\$ -	\$ 70,476
Total Assets	<u>\$ 13,455</u>	<u>\$ 57,021</u>	<u>\$ -</u>	<u>\$ 70,476</u>
Liabilities				
Due to Others	<u>\$ 13,455</u>	<u>\$ 57,021</u>	<u>\$ -</u>	<u>\$ 70,476</u>